

# SET

Design by Xucla.

## Reference

**7760.**

## Application

Wall Lamps

## Installation type

Surface

## Description

Set, designed by Xuclà, is a play of lights, shadows and lighting and volumetric effects. Movable parts that generate and reflect light on the walls, while also acting as a decorative element. The Set collection transforms into a surface wall lamp. Whether positioned on the wall of a small room or a large hotel or office entrance hall, it plays an excellent lighting and decorative purpose.

## Diffuser

Borosilicate glass diffuser

## Materials

Body: Aluminum

Diffuser: Borosilicate glass

Lid: Polycarbonate

## Finish

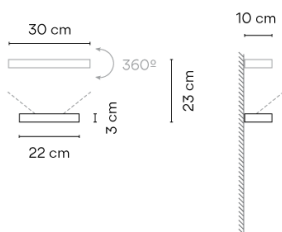


**7760-59** Matt mink lacquer (Pantone 407C)



**7760-93** Matt white lacquer (RAL 9003)

## Sketch




## Electrical characteristics

1 x LED 9W 350mA

Total 9.0 W



# VIBIA



**Led** 2700K CRI >80 1041 lm 116 lm/W

**Fixture:** 659 lm 73 lm/W

**Driver included:** CC - Constant Current 350 mA 100-240V 50/60Hz

**Electronic dimming** 0-10V

## Technical characteristics

- Triac electronic dimming (leading edge and trailing edge)
- LED placed on the lower element.
- Big

## Physical characteristics

1 Box / 0.15 x 0.14 x 0.36 m. / Vol. 0.0072 m<sup>3</sup> /

Gross weight 1.4 kg. / Net weight 1.1 kg.

## Installation and assembly

Please, see the installation manual

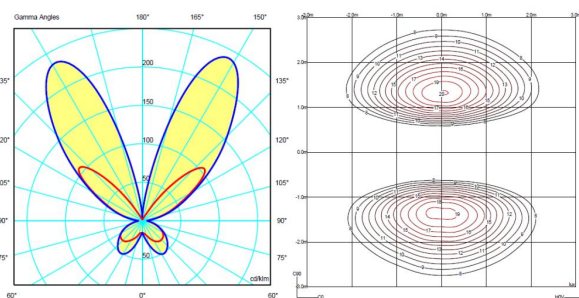
## Light distribution

### Indirect lighting

Lamp that emits an upward or backward beam that is reflected by the ceiling or wall.



## Photometric data



## Certificates

