

SET

Design by Xucla.

Reference

7759.

Application

Wall Lamps

Installation type

Surface

Description

Set, designed by Xuclà, is a play of lights, shadows and lighting and volumetric effects. Movable parts that generate and reflect light on the walls, while also acting as a decorative element. The Set collection transforms into a surface wall lamp. Whether positioned on the wall of a small room or a large hotel or office entrance hall, it plays an excellent lighting and decorative purpose.

Diffuser

Borosilicate glass diffuser

Materials

Body: Aluminum

Diffuser: Borosilicate glass

Lid: Polycarbonate

Finish

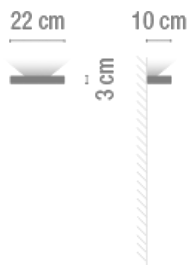


7759-59 Matt mink lacquer (Pantone 407C)



7759-93 Matt white lacquer (RAL 9003)

Sketch




Electrical characteristics

1 x LED 9W 350mA

Total 9.0 W



VIBIA



Led 2700K CRI >80 1041 lm 116 lm/W

Fixture: 793 lm 88 lm/W

Driver included: CC - Constant Current 350 mA 100-240V 50/60Hz

Electronic dimming 0-10V

Technical characteristics

- Triac electronic dimming (leading edge and trailing edge)
- Big

Physical characteristics

1 Box / 0.07 x 0.15 x 0.28 m. / Vol. 0.0025 m³ /

Gross weight 0.8 kg. / Net weight 0.6 kg.


Installation and assembly

Please, see the installation manual

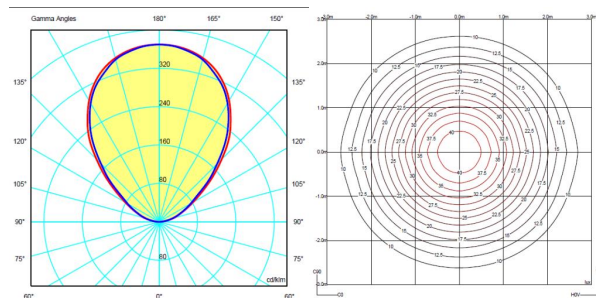
Light distribution

Indirect lighting

Lamp that emits an upward or backward beam that is reflected by the ceiling or wall.



Photometric data



Certificates

