

# ALGORITHM

Design by Toan Nguyen.

## Reference

**0860.**

## Application

Hanging lamps

## Installation type

Surface / Built-in

## Description

Pendant light fitting designed by Toan Nguyen. Composed of a collection of hand blown glass spheres with LED light source suspended at different heights, anchored to the ceiling via a floating tubular structure. Available with ceiling rose or built-in. The finishes are matt graphite and matt white.

## Diffuser

Polycarbonate diffuser

## Materials

Sphere: Blown glass  
Glass fastening: Aluminum  
Diffuser: Polycarbonate  
Pendant structure: Steel

## Finish

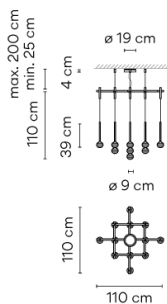


**0860-18** Matt graphite lacquer (ADAPTA RF 9913 WX)



**0860-93** Matt white lacquer (RAL 9016)

## Sketch



## Electrical characteristics

13 x LED 3,15W 1050mA

Total 41.0 W



A

# VIBIA



LED 2700K CRI >80 4059 lm 99 lm/W

Driver included: CC - Constant Current 1050 mA 100-240V 50/60Hz

Electronic dimming DALI 1-10V PUSH

ficha.fichatecnicaproducto.regulacion.opcional SMART

## Technical characteristics

- Request built-in canopy at [www.vibia.com](http://www.vibia.com)
- The steel cables that go from the structure to the ceiling are the only ones that allow the height of the lamp to be adjusted. The installation manual describes how to do this and how to cut the cables.

## Physical characteristics

2 Box / 0.18 x 1.09 x 1.09 m. / Vol. 0.3360 m<sup>3</sup> /  
Gross weight 17.4 kg. / Net weight 11.9 kg.

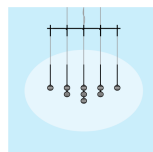
## Installation and assembly

Please, see the installation manual

## Light distribution

### General lighting

Lamp for general lighting that equally distributes the light in all directions.



## Photometric data

Efficiency : 49.28%

Coordinate system : CG

Total flux : 4059.64 lm

Maximum value : 139.40 cd/klm

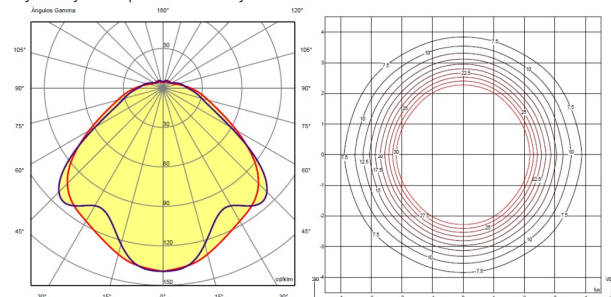
Light position : C=0.00 G=0.00

Symmetry on the planes : Double symmetrical

Isolux : Floor

Light position :

X=0.00m Y=0.00m Z=2.50m



## Certificates



