

Wind Auster

REFERENCE AP1439/3



DESCRIPTION

Inspired by reeds drifting in the wind. Raw and unpredictable like the air motion, the Wind collection is designed to have a strong connection to the random dance of the wind. The structure follows a minimalistic presentation, standing as a heavy sculpture of bronze that ensures a patterned game of light and shadow through the architectural plans of a space. By its broad extent, yet eased in detail, this collection is a good bet in modernist environments. Ideal for lobbies, entrances and as a decorative element.

Finish shown here Metal FO

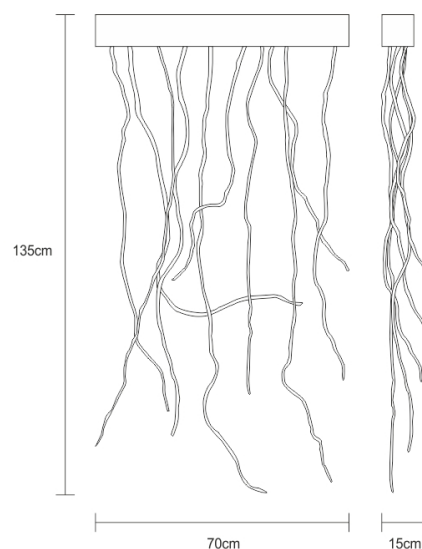
Designed and produced by hand in Portugal.

Serip reserves the right to make changes or improvements at any time it deems useful to guarantee the highest quality standards for its products.

Hand-finished, some variations may occur.

All the glass models are designed by Serip and exclusively handmade produced, establishing a unique and prestigious feature of the glass handwork art. For this reason, there is the possibility of variation in measures, weight, colour and shape represented.

TECHNICAL DRAWING



TECHNICAL SPECIFICATIONS

MEASUREMENTS

FIXTURE SIZE & WEIGHT

Width 70.00cm / 28.00in
Height 135.00cm / 53.00in
Depth 15.00cm / 6.00in
Weight 10.00kg / 22.00lb

PACKAGE SIZE & WEIGHT

(m)Package 1/2 0.80m x 0.60m x 1.50m
=0.72CBM
(in)Package 1/2 0.31in x 0.24in x 0.59in
=25.40ft³

ELECTRIC FEATURE

Installation Ceiling
IP degree IP 20

220-240V 50Hz-60Hz
Max Power Consumption 150W
Light Sources
3 x GU10 Max 50W

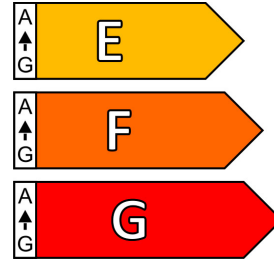
Included Sources

Light Sources
3 x GU10 LED 6W
Lumens 690lm
Kelvin 3000
CRI 90

110-120V 50Hz-60Hz
Max Power Consumption 150W
Light Sources
3 x GU10 Max 50W

ENERGY RATING

This luminaire allows lights sources with energy efficiency class



CERTIFICATIONS



CARE INSTRUCTIONS

Due to the nature of our exquisite hand applied finishes, wipe clean with a soft, dry cloth or static duster must be used to clean the fixture.

Always avoid the use of harsh chemicals or abrasive cleaners as they may cause damage to the fixture's finish.

Cleaning is limited to the outer surfaces, shades or glass. It is important to ensure that no moisture enters the terminal compartment or reaches any live parts.

As our products are subject to technical modifications, we cannot guarantee, that all information is always up to date. Please contact our [technical department](#) with any queries.

SERIP

OPTIONAL FINISHES

METAL FINISHES



Copper
(CO)



Silver (FP)



Silver/White
Patina
(FP/PB)



Lead (CH)



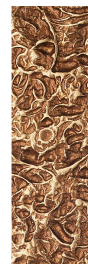
Palladium
(PL)



Black (PR)



Gold/White
Patina
(FO/PB)



Gold (FO)



Talha (TA)

SERIP