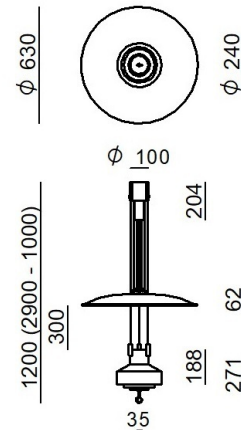
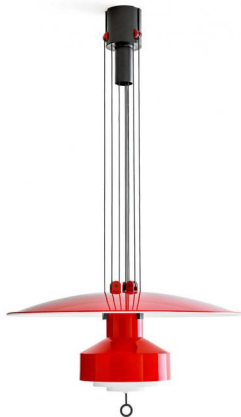




Pendant Luminaires | 220-240 V
2 topLED 33 W DC - 36 W AC | CRI 90
9310



Technical data	
Construction year	2021
Type	Pendant Luminaires
Installation position	Ceiling
Installation environment	Indoor
Light Source	LED
Optics	General Lighting
Light emission direction	downward and upward
Power	33 W
Source lumens	3672 lm
Frequency	50 - 60 Hz
CCT / Tone	2700 K
Colour rendering index	90 Ra
C.C. / C.V.	AC
Safety class	1
IP	IP20
Glow wire test	650°
Direct mounting on normally flammable surfaces	Yes
CE	Yes
Driver included	Driver
Dimmable article	DALI-2 - PUSH DIM
Directional	No
Tilting	No
Walk-over	No
Drive-over	No
Cable included	Yes
Cable length	9.3 m
Resin potting	No
Type of light emission	Double emission
Net weight	7.000 Kg
Electrostatic discharge protection	No
Surge protection	No

Finishing casing

Material	metal - metal
Colour	White RAL 9003 Matt
Processing	Coating - Coating

Finishing diffuser

Material	PMMA
Colour	opaline
Processing	Satin finishing

Finishing mounting frame

Material	metal
Colour	black
Processing	Coating

Pendant Luminaires | 220-240 V | 2 topLED 33 W DC - 36 W AC | CRI 90 | Base 9310

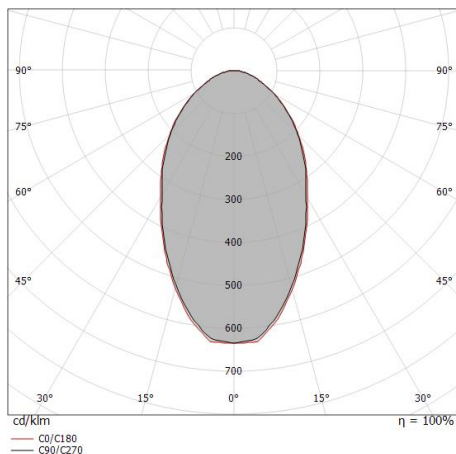
Double emission pendant luminaires for indoor application. The super warm LED light source with a general lighting light distribution is composed of 2 topped LEDs with CCT of 2700 K and a CRI 90; the source luminous flux is 3672 lm, with a 111.3 lm/W nominal luminous efficacy.

The device body is made of metal, processed by means of coating. The device body is made of metal and features a white ral 9003 matt finish, processed by means of coating; the diffuser is made of pmma with a satin finishing treatment; the mounting frame is made of metal, with a black finish, processed by means of coating. The ingress protection degree is IP20; the total weight is of 7.000 kg.

The total absorbed power is 36 W. The power supply cable is included and features a 9.3 m length.

The device features protection class I and can be ceiling-mounted.

Compliant with the EN 60598-1 standard and its specific provisions.



Distance [m]	Cone diameter [m]	illuminance [lx]
0.5	0.62 0.64	E(0°) 3629 E(C90) 1112 E(C0) 1091
1.0	1.24 1.27	E(0°) 907 E(C90) 278 E(C0) 273
1.5	1.87 1.91	E(0°) 403 E(C90) 124 E(C0) 121
2.0	2.49 2.55	E(0°) 227 E(C90) 70 E(C0) 68
2.5	3.11 3.19	E(0°) 145 E(C90) 44 E(C0) 44
3.0	3.73 3.82	E(0°) 101 E(C90) 31 E(C0) 30

— C0/C180 (Half-peak divergence: 65.0°)
— C90/C270 (Half-peak divergence: 63.8°)

Energy efficiency class

This product contains 2 light sources of energy efficiency class F.

Illuminotechnical Features

Light Output Ratio (LOR)	38 %
Source lumens	3672 lm
Delivered lumens	1428 lm
Consumption	36 W
Luminaire efficacy	39 lm/W
Colour temperature	2700 K
Standard Deviation of Colour Matching	3 Step MacAdam
Colour rendering index	90 Ra
Junction temperature (lighting fixture)	80
Standard Operating Ambient Temperature	25

LED Life / Failure Ratio

L70 B20 C0 72500h

UGR

UGR axial	22
UGR transversal	22
X=4H Y=8H	S=0.25H
Reflection factor	70/50/20

OPTICAL

Light distribution symmetry	Symmetrical
C0/C180 optics	64°