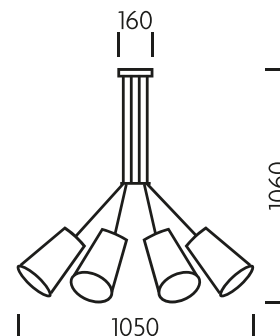


PRINT SPEC SHEET




— CHELSOM —

**CUSTOM
FLARE****MATERIAL**
STEEL**FINISH**
SATIN BLACK**FEATURES**

VERTICAL TUBULAR
COLUMNS FLARE OUT FROM
A CENTRAL RING. FINISH,
NUMBER AND ARRANGEMENT
OF ARMS AND DIAMETER OF
CHANDELIERS TO BE
SPECIFIED. SHOWN WITH
BLACK SHADES AND COPPER
INTERIORS, OTHER FABRICS
ARE AVAILABLE. SHADE
SHAPES CAN BE A RANDOM
SELECTION. PLEASE
CONTACT CHELSOM WITH
YOUR IDEAS AND CONCEPTS

FE/60/8 with optional
shades QSR/6/BL/COP

Weight: 5kg

-  LED 8x8W E27
-  CFL 8x20W E27
-  HAL 8x46W E27

FOR MORE INFORMATION ABOUT THIS PRODUCT:Email: sales@chelsom.co.uk

Call: +44 (0)1253 831400

Chelsom Limited, Heritage House, Clifton Road, Blackpool, Lancashire FY4 4QA, United Kingdom

© 2014 Chelsom Lighting