

Isotta 9850W/WR4.VS

Wall washer - Mono emission wall light



LED wall light with a strong profile, Isotta is a perfect lamp for both indoor and outdoor use. Entirely made of aluminum, it is enriched by two glass plates that shield the direct light of the LEDs and propagate it homogeneously throughout the environment. Installable through wall mounting, Isotta is a perfect combination of innovative design and technical efficiency

DEVICE SPECIFICATIONS

Installation Type: Wall installation

IP: 65

IK: 06

Body: Extruded aluminium alloy EN AB 46100

Box: NA

Frame: Die-cast aluminium alloy EN AB46100

Header: NA

Display: Acid-frosted glass, clear glass

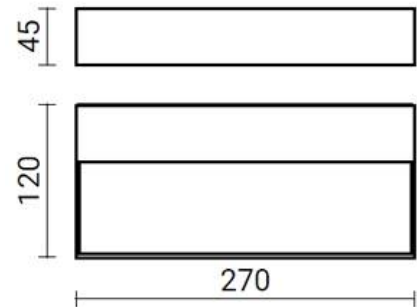
Seals: EPDM Closed Cell Rubber Compound flame retardant Tx-40/+150°C

Screws: Stainless steel Cat.V2

Sink: Integrated on-board

Painting: Anti-corrosive UV stabilised polyester powder

Sizes: H 120 x L 270 x W 45



ELECTRICAL SPECIFICATIONS

Driver/Supply: NA

Dimming: NA

Wiring: Double insulation cable for external type H05RN-F

Power in W: 18W

AC Input: 220-240V/50-60Hz

Power Factor: 0,96

Insulation Class: I

Absorbed Power/W: 18W

TA Exercise: 25°C

Energetic Class: A+

OPTICAL SPECIFICATIONS

Source: SMD 5630 Driver Inc.

CCT: 3000K

CRI: >80

Source Flow: 1690lm

Devices Flow: 1310lm






Appliance Efficiency=lm/W: 72.8lm/W

LOR: 77.5%

LifeTime TM-21: L80B10 40000hr

Beam Opening: >110°

AVAILABLE COLOURS

	Color	Cod.
	Bianco RAL 9016	00
	Black RAL 9005	01
	Bianco Puro RAL 9010	10
	Bronze	24
	Rust	25