

NEOCHIC

Design Chiaramonte & Marin

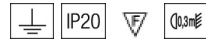
NEOCHIC PL M



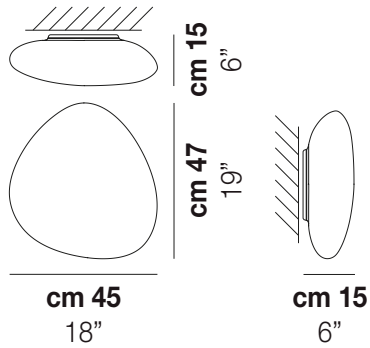
Inspired by a river stone that has been shaped by natural processes that our glass masters try to imitate. The versatility of this lamp, ideal for any kind of decoration, comes from a recognizable and simple form. Four shapes available in suspension, ceiling and wall types.

NEOCHIC PL M

TECHNICAL DATA:



CERTIFICATIONS:



LIGHT SOURCES


LED Source	Power	Voltage	Frequency	Beam Angle	Light Output
LED 2700K DIM2	2x77W	220-240 V	50/60 Hz	E27	Led 2700 K 19 W 39 V 2850 lm DIM2 Phase Cut
LED 2700K DIM3	1x19 W	39 V			Led 2700 K 19 W 39 V 2850 lm DIM3 0-10V, Push
LED 3000K DIM2	1x19 W	39 V			Led 3000 K 19 W 39 V 2850 lm DIM2 Phase Cut
LED 3000K DIM3	1x19 W	39 V			Led 3000 K 19 W 39 V 2850 lm DIM3 0-10V, Push

VOLUME	Mc 0,1
GROSS WEIGHT	Kg 7
NET WEIGHT	Kg 4

[download](#)



SHADE FINISHING



BCST

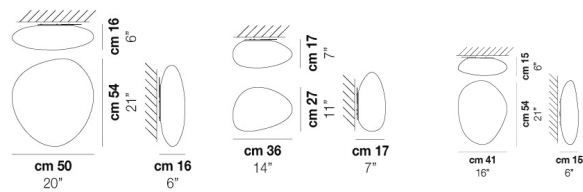
FRAME FINISHING



BC

OTHER VERSION AVAILABLE

Click on the version to go to the web version of the product



NEOCH PP G

NEOCH PP P

NEOCH PP R