

JUBE

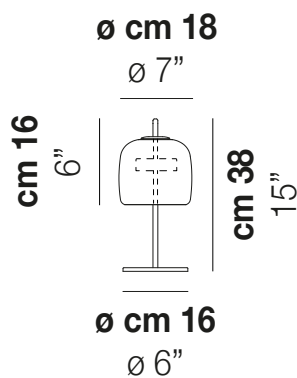
Design Favaretto&Partners

JUBE LT S



The elegant and delicate look of the blown glass finds a new dimension in Jube. Two glass units placed side by side, so perfectly assembled, that they look like a unique piece. A sinuous lamp, with tone-on-tone colours that give it a precious, vintage mood.

JUBE LT S



TECHNICAL DATA:



LED 2700K DIM4
1x8,5 W 24 V

LED 3000K DIM4
1x8,5 W 24 V

CERTIFICATIONS:



Led 2700 K 8,5 W 24 V 1200 lm DIM4 Push

Led 3000 K 8,5 W 24 V 1200 lm DIM4 Push

VOLUME Mc 0,08


GROSS WEIGHT Kg 4

NET WEIGHT Kg 2

[download](#)



SHADE FINISHING



AATR


CRTR

FUTR

TBTR

VATR

FRAME FINISHING

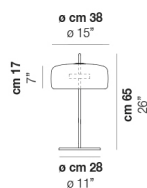


AVS

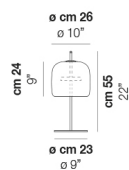
OS

OTHER VERSION AVAILABLE

Click on the version to go to the web version of the product



JUBE LT G



JUBE LT P