

JUBE

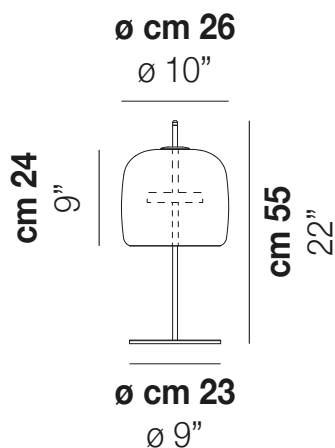
Design Favaretto&Partners

JUBE LT P



The elegant and delicate look of the blown glass finds a new dimension in Jube. Two glass units placed side by side, so perfectly assembled, that they look like a unique piece. A sinuous lamp, with tone-on-tone colours that give it a precious, vintage mood.

JUBE LT P



TECHNICAL DATA:



LED 2700K DIM4 1x13 W 37 V

LED 3000K DIM4 1x13 W 37 V

CERTIFICATIONS:



Led 2700 K 13 W 37 V 2000 lm DIM4 Push

Led 3000 K 13 W 37 V 2000 lm DIM4 Push

VOLUME Mc 0,1


GROSS WEIGHT Kg 6

NET WEIGHT Kg 3

download



SHADE FINISHING



AATR


CRTR

FUTR

TBTR

VATR

FRAME FINISHING

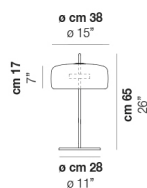


AVS

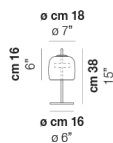
OS

OTHER VERSION AVAILABLE

Click on the version to go to the web version of the product



JUBE LT G



JUBE LT S