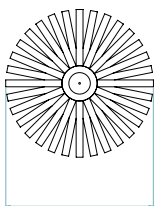



Fluorescent Totem / MEDIUM SUSPENSION

by Burkhard Dämmer & Mariví Calvo



REF. TOT3 S 20, 28 & TOT4 S 20
Totem 3 - Small & Totem 4 - Medium



ø 86

References

- TOT4 S
- TOT4 S DIM
- TOT4 S DIMRC

Certificates

CE
Class I
220 - 250V



Wood shade colours

- 20 Ivory White
- 21 Natural Cherry
- 22 Natural Beech
- 24 Yellow
- 25 Orange
- 26 Red
- 28 Blue
- 29 Grey
- 30 Turquoise
- 31 Chocolate
- 32 Pink

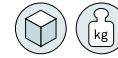
Components



Metal canopy
Brushed Nickel
ø 14 cm - disc ø 20 cm

Electrical cable
Transparent 2 m drop

Steel cable
3 x 2 m drop



Box size
Shades
box 1: 101 x 101 x 84 cm
0,857 m³ | 10,9Kg
box 2: 76 x 76 x 69 cm
0,399 m³ | 7,1 Kg
box 3: 66 x 66 x 52 cm
0,227 m³ | 5,9 Kg
box 4: 51 x 51 x 62 cm
0,161 m³ | 4 Kg

Electrical kit
box 5: 182 x 37 x 25 cm
0,168 m³ | 10,8 Kg

Weight
Gross - 38,7 Kg
Net - 14 Kg



Required
Shade to base mount
Difficulty: *****



T5
 Linear Fluorescent
2 x 14 W
2 x 35 W
(included)

Energy class
 A++
 A+ Tube included
 A
 B A+



Ballast
 TRIDONIC
2 units - Ref. 22185148
 TRIDONIC
1 unit - Ref. 22185106
1 unit - Ref. 22185104
 BAG
2 units - Ref. 10097294
+ Remote Control - DANLERS

Details

Input Voltage	Luminous Flux	CRI	Watt.	Total Watt.	CCT	Lifetime (L70)
220 - 250V	N/A	85	2 x 14 W	28 W	3000 K	24000h
			2 x 35 W	70 W		