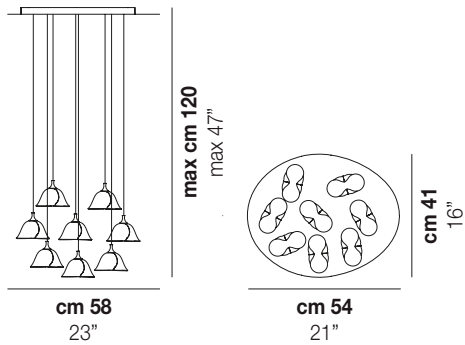
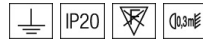


NINFEA SP 8 P



TECHNICAL DATA:



CERTIFICATIONS:



LIGHT SOURCES

8x60w 220-240V 50/60 Hz G9

VOLUME Mc 0,18
 GROSS WEIGHT Kg 14,6
 NET WEIGHT Kg 11,8

download



SHADE FINISHING



BCLU FU TO

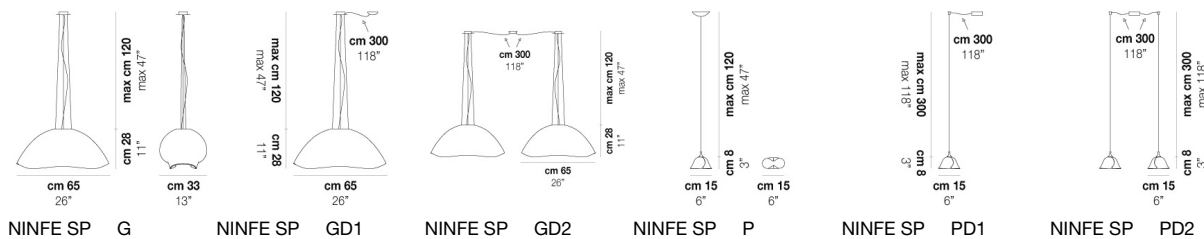
FRAME FINISHING



CR

OTHER VERSION AVAILABLE

Click on the version to go to the web version of the product



NINFEA SP G

NINFEA SP GD1

NINFEA SP GD2

NINFEA SP P

NINFEA SP PD1

NINFEA SP PD2