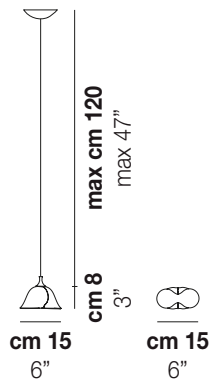
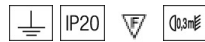


NINFEA SP P



TECHNICAL DATA:



CERTIFICATIONS:



LIGHT SOURCES

1x60w 220-240V 50/60 Hz G9

VOLUME Mc 0,03
 GROSS WEIGHT Kg 2,2
 NET WEIGHT Kg 0,8

[download](#)



SHADE FINISHING



BCLU FU TO

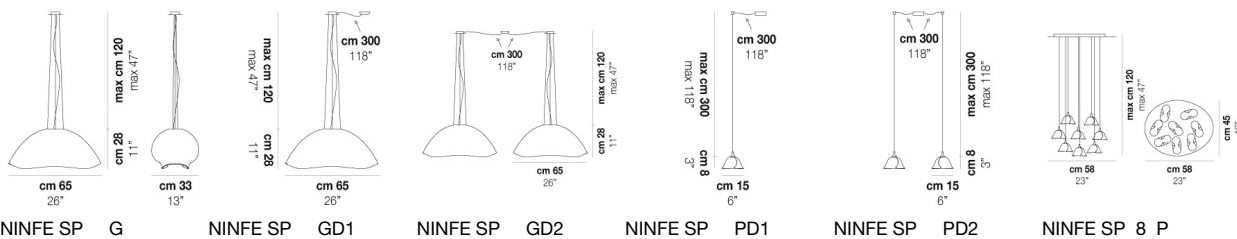
FRAME FINISHING



CR

OTHER VERSION AVAILABLE

Click on the version to go to the web version of the product



NINFEA SP G

NINFEA SP GD1

NINFEA SP GD2

NINFEA SP PD1

NINFEA SP PD2

NINFEA SP 8 P