


# Product data sheet

Date: September 28th 2021



## ABOUT POLLUX SUSPENSION

by Jan Pauwels

Pollux looks structured but still harmonious. Modular placed LED circuit boards and tiny metal rods are the only two basic elements of this light fixture. They give the lamp its structure and shape. The shape is totally irregular and asymmetrical. The circuit boards have leds on both sides. 2/3 of the light is going downwards and 1/3 is going upwards.

### DIMENSIONS

L 205 cm 80.7 inch  
H 187 cm 73.6 inch  
W 105 cm 41.3 inch

### LIGHTSOURCE

1500 x led 12V/0,6W,  
2800K

### FINISH

Nickel  
Brass  
Copper  
Blackbrass

### TYPE.NR



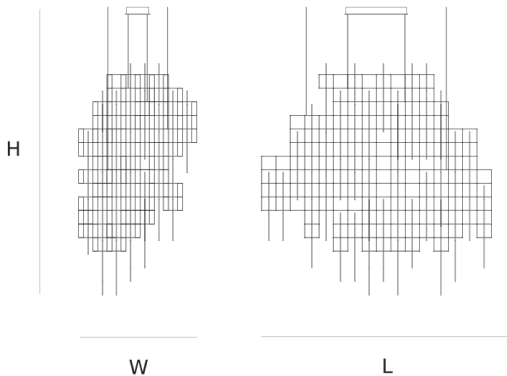
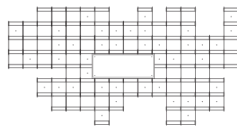
### CANOPY

### INCLUDED

Yes

### CABLELENGTH

Up to 0 cm 0 inch



TYPE	suspension
STANDARD	Black canopy with cover plate in matching colour of the fixture. 0-10V dimmable.
OPTIONAL	2400K.
TRANSFORMER/DRIVER	SCPower KVF-12300-TDW
DIMMING	leading and trailing edge
CLASSIFICATION	UL no IP20 yes

ENERGY LABEL

YEAR OF DESIGN

2019

---

Quasar Holland BV®

Burgstraat 2 4283GG Giessen The Netherlands

T. +31-(0)183-447887 F. +31-(0)183-448337

export@quasar.nl www.quasar.nl