






Plane Chandelier

A new addition to the Plane collection, where a confident use of simple geometric shapes creates a minimal, sculptural aesthetic: a brass-plated statement chandelier comprising of 18 double-layered white glass spheres distributed over three tiers. This space-filling classic chandelier creates a dramatic feature in any hotel lobby, dining room or restaurant. The Plane collection also includes round and triangle pendants, a Wall Light and a Table Light.

Process	Plane Chandelier is formed of a polished brass plated steel frame and double layered white blown glass shade.
Year of Design	2014
Material	Brass plated steel / Glass
Product Code	SLL03BEU
Type	Chandelier
Colour	● Brass ○ White
Cleaning Instructions	Clean with a soft dry cloth only. Do not use polishing agents, water or abrasive materials when cleaning. Always switch off the electricity supply before cleaning.

	Bulb spec	G9 25W (Max) Clear Halogen		
	EU/UK			
	Cable length	250cm / 98.4in		
	Cable colour	● Black braided cable		
	inline foot switch	N/A		
	Ceiling Rose			
	Diameter	12.5cm / 4.9in		
	Colour	● Brass		
	Material	Brass plated metal		
	Packaging (m)	H	W	D
	SLL03BEU	0.495	0.93	0.94
	Weight (kg)			
	SLL03BEU	18		
Dimensions (cm/in)				
H75.4cm / 29.7in				
Ø105.6cm / 41.6in				