



PL KWIC
S. & R. Cornelissen

Collection consisting of steel and aluminum ceiling/wall lamps, suspended and floor lamps with opaline blown glass diffuser. Available in two colours and two sizes. Built-in dimmable LED light source.

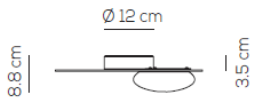
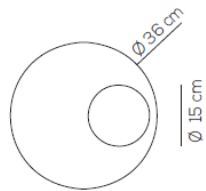
Typology: CEILING-WALL LAMP

Ratings

- Built in **LED** module
- CCT 3000 K
- diffused beam
- Surface installation over holes
- Supply voltage ~110-240V
- Switch mode: on-off
- Aluminum-Steel body

Product code composition

kg 1,9 m³0,065



KWIC / DRIVER INCLUDED / applicazione a soffitto o parete / application: both as ceiling or wall lamp

Type	Article	Colours	Finishings	Source
PL	KWIC 36	NE intense black	XX	LED 18W - diffused beam 3000K*, 2700K
		BR transparent bronze		


IP20 CRI>90 110-240VAc **LED** ~2151 lm* ~119 lm/W*

example composition code PL KWIC 36 XX XX LED

Available colors



NE
Intense black



BR
Transparent bronze

Considering the craftsmanlike manufacturing of the product and the special finishing process, always by hand, you may find different appearances and shades between one product and another and they are to consider as absolute distinction of the item.

EELc (Energy Efficiency Label compatibility) contain built in LED lamps that cannot be changed: A, A+, A++

PLKWIC36 __ XXLED

CUSTOMER _____

NOTES _____

NOTICE: Luminous flux (lm) and efficacy (lm/W) for all built in LED luminaires is based on nominal ratings of the LED sources. Technical data could be subject to alteration without notice. Axo Light does not provide legal guarantee for the accuracy of this data sheet.