
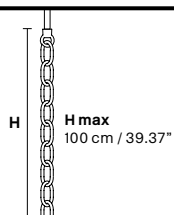


Design by: Masiero Lab

MARIA TERESA VE911



Standard chain

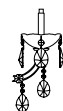


MT/CG



MT
Traditional version
CG
Coloured glass version

CE RW/DW

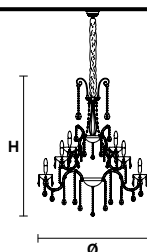


RW
RGB-W Led version
DW
Dynamic White Led version

LIGHTING Traditional E14 lightbulbs
SIZE With lampshades, overall diameter is 5 cm (2") larger than specified
FRAME **MT** Chrome or gold plated metal covered with transparent glass
CG Painted metal covered with painted glass
LAMP SHADES **MT** No lampshades included
CG No lampshades included
PENDANTS **MT** Transparent glass or crystal
CG Coloured glass


LIGHTING WHITE LED sources CRI>90
RGB-W each light 330 Nominal lm at 3000K
DW each light 490 Nominal lm at 4700K
SIZE Same size as MT or CG
FRAME Chrome or gold plated metal covered with transparent glass
LAMP SHADES No lampshades included
PENDANTS Transparent glass or crystal

VE 911/25



TECHNICAL INFORMATIONS	LIGHTING SYSTEM	VERSION
Ø 100 cm / 39.37" H 160 cm / 62.99" W 30 kg / 66.13 lb	25×E14×40 W max (not included). Triac Dimmable	VE 911/25 MT - CG
	25×LED source -60 W tot Control system: DMX On request Radio Control and Masiero Smart Light App only for RW version.	VE 911/25 RW/DW

MT TRADITIONAL



G04 Shiny chrome



G03 Shiny gold

MT DYNAMIC WHITE



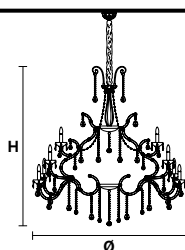
MT RGB - W - LED



MT COLOURED GLASS

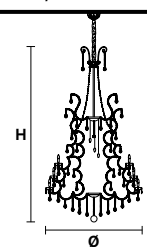


VE 911/32



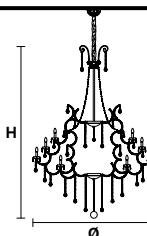
TECHNICAL INFORMATIONS	LIGHTING SYSTEM	VERSION
Ø 125 cm / 49.21" H 170 cm / 66.92" W 45 kg / 99.20 lb	32×E14×40 W max (not included). Triac Dimmable	VE 911/32 MT - CG
	32×LED source -128 W tot Control system: DMX On request Radio Control and Masiero Smart Light App only for RW version.	VE 911/32 RW/DW

VE 911/45



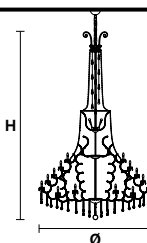
TECHNICAL INFORMATIONS	LIGHTING SYSTEM	VERSION
Ø 150 cm / 59.05" H 270 cm / 106.29" W 80 kg / 176.36 lb	45×E14×40 W max (not included). Triac Dimmable	VE 911/45 MT - CG
	45×LED source -168 W tot Control system: DMX On request Radio Control and Masiero Smart Light App only for RW version.	VE 911/45 RW/DW

VE 911/56



TECHNICAL INFORMATIONS	LIGHTING SYSTEM	VERSION
Ø 185 cm / 72.83" H 240 cm / 94.48" W 110 kg / 242.5 lb	56×E14×40 W max (not included). Triac Dimmable	VE 911/56 MT - CG
	56×LED source -196 W tot Control system: DMX On request Radio Control and Masiero Smart Light App only for RW version.	VE 911/56 RW/DW

VE 911/110



TECHNICAL INFORMATIONS	LIGHTING SYSTEM	VERSION
Ø 250 cm / 98.42" H 400 cm / 157.48" W 190 kg / 418.87lb	110×E14×40 W max (not included). Triac Dimmable	VE 911/110 MT - CG
	110×LED source -224 W tot Control system: DMX On request Radio Control and Masiero Smart Light App only for RW version.	VE 911/110 RW/DW

: for the US market, refer to the relevant price list.