

Beacon LED Muse II

BEACON LED MUSE II 97CRI 4000K L3 TRAILING EDGE WHITE
2059751



Product features

- Integrated LED spotlight, white RAL 9016, unique soft-touch ring, adjustable beam angle from a 8° spot to a 55° flood, compact and minimalist design, ideal for museum, gallery and high-end retail applications, die-cast aluminium body, passive cooling heatsink, beam angle: 8° spot to 55° flood, optics: aspheric glass lens, colour temperature: 4000K neutral white, total system power: 21W, total fixture output: 1150lm, luminaire efficacy: 55lm/W, LOR: 100%, colour rendering: Ra 97 typical, R9 value at 90, LED Chromacity: 3 step MacAdam ellipse, lifetime: >72,000 hours at L80B10, energy class: A++, A+, A, IR/UV free light source without heat radiation, operating voltage: 220-240V / 50-60Hz, drive current: 500mA, electronic driver, trailing edge dimmable, power factor: 0.9 electrical protection: CLASS II, 3-circuit track adaptor, suitable for Concord Lytespan 3 track, ingress protection rating: IP20, suitable for internal environment only, horizontal rotation: 355°, vertical tilt: 90°, dimensions: Ø80x135x176mm, weight: 0.95kg.



PRODUCT OVERVIEW

IPC Code	2059751
Product name	BEACON LED MUSE II 97CRI 4000K L3 TRAILING EDGE WHITE
Technology	LED
Housing	Aluminium
Mount	Track mounting
General application	Museums & Galleries
Certifications	EUNEW009
ETIM Class	EC001744
E-number FI	4274055
Fixture luminous flux (lm)	623/1150
Luminaire efficacy (lm/W)	55
LOR (%)	100
Colour temperature (K)	4000
Light colour	Neutral White
CRI (Ra)	97
Colour Consistency (SDCM)	3
Photobiological Risk Group	RG1
Total power consumption (W)	21
Product Voltage (V)	240
Electrical protection	Class II
Dimmable	Yes
Housing colour	White
IP rating	IP20
IK rating	IK02
Product EAN number	5025768597512
Lamps	Yes
Included lamp	INTEGRATED LED

DATA TABLE

Beacon LED Muse II

BEACON LED MUSE II 97CRI 4000K L3 TRAILING EDGE WHITE
2059751

General data

IPC Code	2059751
Product name	BEACON LED MUSE II 97CRI 4000K L3 TRAILING EDGE WHITE
Technology	LED
Housing	Aluminium
Mount	Track mounting
General application	Museums & Galleries
Operating temperature rated (°C)	25
Certifications	EUNEW009
ETIM Class	EC001744
E-number FI	4274055

Optical data

Fixture luminous flux (lm)	623/1150
Luminaire efficacy (lm/W)	55
LOR (%)	100
Colour temperature (K)	4000
Light colour	Neutral White
CRI (Ra)	97
Colour Consistency (SDCM)	3
Photobiological Risk Group	RG1

Electrical data

Total power consumption (W)	21
Mains voltage (V)	230-240V~
Product Voltage (V)	240
Electrical protection	Class II
Dimmable	Yes
Drive current (mA)	500
Inrush Current (A)	45
Inrush Duration (µs)	20
Nominal Frequency (Hz)	50/60Hz
Max. Luminaires per 10A C Breaker	50
Max. Luminaires per 16A C Breaker	80

Lifetime data

Lumen maintenance - L70 B50	72000
-----------------------------	-------

Physical data

Housing colour	White
IP rating	IP20
IK rating	IK02
Nominal Product Width (mm)	135
Nominal Product Height (mm)	176
Nominal Product Diameter (mm)	80
Weight (kg)	0.95

Beacon LED Muse II

BEACON LED MUSE II 97CRI 4000K L3 TRAILING EDGE WHITE
2059751

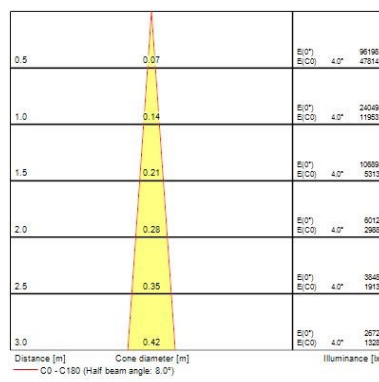
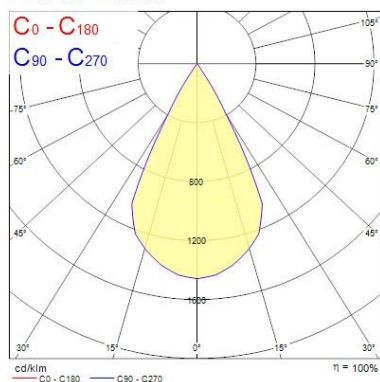
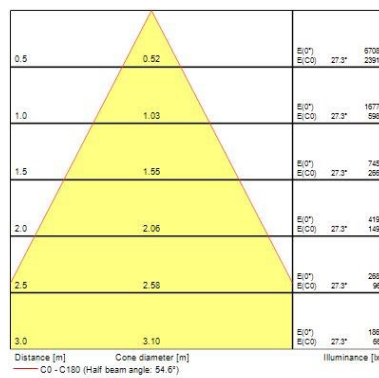
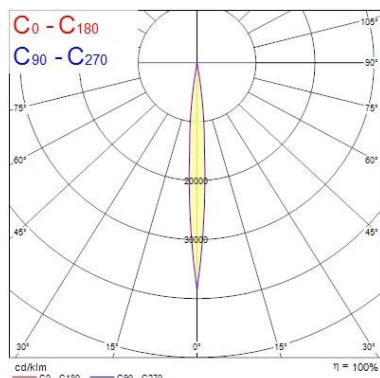
Packaging

Single packaging type	Carton
Product EAN number	5025768597512
Packaging single length / height (cm)	17.5
Packaging single width (cm)	15.0
Packaging single depth (cm)	17.5
DUN14 (outer)	05025768597512
Units per outer package	1
Packaging outer length / height (cm)	17.5
Packaging outer width (cm)	15.0
Packaging outer depth (cm)	17.5

Safety data

Dry applications use only	Yes
---------------------------	-----

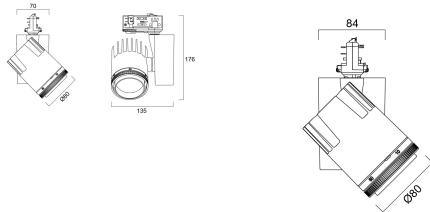
PHOTOMETRY



TECHNICAL DRAWINGS

Beacon LED Muse II

BEACON LED MUSE II 97CRI 4000K L3 TRAILING EDGE WHITE
2059751

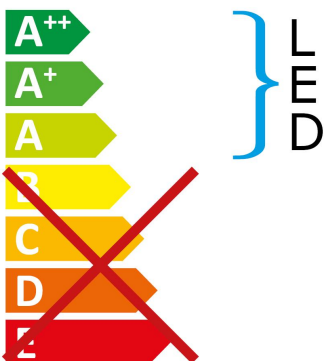


Concord

2059751



This luminaire
contains built-in LED
lamps



The lamps cannot be
changed in the luminaire.

874/2012



Beacon LED Muse II

BEACON LED MUSE II 97CRI 4000K L3 TRAILING EDGE WHITE
2059751

