

Beacon LED Muse II

BEACON LED MUSE II 97CRI 3000K L1 SSC01 WHITE
2059735



Product features

- Integrated LED spotlight, white RAL 9016, unique soft-touch ring, adjustable beam angle from a 8° spot to a 55° flood, compact and minimalist design, ideal for museum, gallery and high-end retail applications, die-cast aluminium body, passive cooling heatsink, beam angle: 8° spot to 55° flood, optics: aspheric glass lens, colour temperature: 3000K warm white, total system power: 21W, total fixture output: 1081lm, luminaire efficacy: 51lm/W, LOR: 100%, colour rendering: Ra 97 typical, R9 value at 90, LED Chromacity: 3 step MacAdam ellipse, lifetime: >72,000 hours at L80B10, energy class: A++, A+, A, IR/UV free light source without heat radiation, operating voltage: 220-240V / 50-60Hz, drive current: 500mA, electronic driver, SylSmart SSC, power factor: 0.9 electrical protection: CLASS II, 1-circuit track adaptor, suitable for Concord Lytespan 1 track, ingress protection rating: IP20, suitable for internal environment only, horizontal rotation: 355°, vertical tilt: 90°, dimensions: Ø80x135x153mm, weight: 0.95kg.



PRODUCT OVERVIEW

| | |
|---------------------------------|---|
| IPC Code | 2059735 |
| Product name | BEACON LED MUSE II 97CRI 3000K L1 SSC01 WHITE |
| Technology | LED |
| Housing | Aluminium |
| Mount | Track mounting |
| General application | Museums & Galleries |
| Certifications | EUNEW009 |
| ETIM Class | EC001744 |
| E-number FI | 4280889 |
| Fixture luminous flux (lm) | 553/1081 |
| Luminaire efficacy (lm/W) | 52 |
| LOR (%) | 100 |
| Colour temperature (K) | 3000 |
| Light colour | Warm White |
| CRI (Ra) | 97 |
| Colour Variation Initial (SDCM) | 3 |
| Photobiological Risk Group | RG1 |
| Total power consumption (W) | 21 |
| Product Voltage (V) | 240 |
| Electrical protection | Class II |
| Dimmable | Yes |
| Housing colour | RAL 9016 - Traffic white / Bezel |
| IP rating | IP20 |
| IK rating | IK02 |
| Product EAN number | 5025768597352 |
| Lamps | Yes |
| Included lamp | INTEGRATED LED |

DATA TABLE

General data

Beacon LED Muse II

BEACON LED MUSE II 97CRI 3000K L1 SSC01 WHITE
2059735

| | |
|----------------------------------|---|
| IPC Code | 2059735 |
| Product name | BEACON LED MUSE II 97CRI 3000K L1 SSC01 WHITE |
| Technology | LED |
| Housing | Aluminium |
| Mount | Track mounting |
| General application | Museums & Galleries |
| Operating temperature rated (°C) | 25 |
| Certifications | EUNEW009 |
| ETIM Class | EC001744 |
| E-number FI | 4280889 |

Optical data

| | |
|---------------------------------|------------|
| Fixture luminous flux (lm) | 553/1081 |
| Luminaire efficacy (lm/W) | 52 |
| LOR (%) | 100 |
| Colour temperature (K) | 3000 |
| Light colour | Warm White |
| CRI (Ra) | 97 |
| Colour Variation Initial (SDCM) | 3 |
| Photobiological Risk Group | RG1 |

Electrical data

| | |
|-----------------------------------|-----------|
| Total power consumption (W) | 21 |
| Mains voltage (V) | 230-240V~ |
| Product Voltage (V) | 240 |
| Electrical protection | Class II |
| Dimmable | Yes |
| Drive current (mA) | 500 |
| Inrush Current (A) | 5 |
| Inrush Duration (µs) | 50 |
| Nominal Frequency (Hz) | 50/60Hz |
| Max. Luminaires per 10A C Breaker | 52 |
| Max. Luminaires per 16A C Breaker | 85 |

Lifetime data

| | |
|-----------------------------|-------|
| Lumen maintenance - L70 B50 | 72000 |
|-----------------------------|-------|

Physical data

| | |
|-------------------------------|----------------------------------|
| Housing colour | RAL 9016 - Traffic white / Bezel |
| IP rating | IP20 |
| IK rating | IK02 |
| Nominal Product Width (mm) | 135 |
| Nominal Product Height (mm) | 153 |
| Nominal Product Diameter (mm) | 80 |
| Weight (kg) | 1.01 |

Packaging

| | |
|-----------------------|---------------|
| Single packaging type | Carton |
| Product EAN number | 5025768597352 |

Beacon LED Muse II

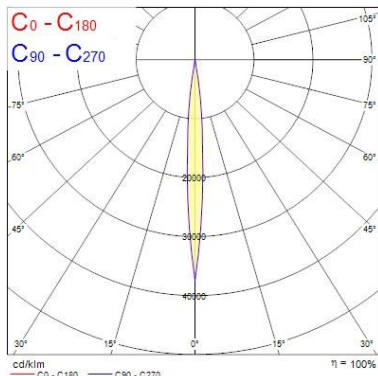
BEACON LED MUSE II 97CRI 3000K L1 SSC01 WHITE
2059735

| | |
|---------------------------------------|----------------|
| Packaging single length / height (cm) | 17.5 |
| Packaging single width (cm) | 15.0 |
| Packaging single depth (cm) | 17.5 |
| DUN14 (outer) | 05025768597352 |
| Units per outer package | 1 |
| Packaging outer length / height (cm) | 17.5 |
| Packaging outer width (cm) | 15.0 |
| Packaging outer depth (cm) | 17.5 |

Safety data

| | |
|---------------------------|-----|
| Dry applications use only | Yes |
|---------------------------|-----|

PHOTOMETRY

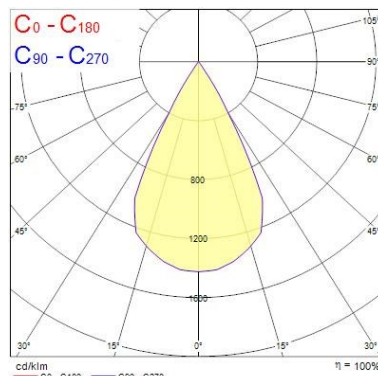


| Distance [m] | Cone diameter [m] | E ₀ [lx] E ₁ (C0) [lx] | 4.0° |
|--------------|-------------------|---|------|
| 0.5 | 0.07 | 6283 4180 | |
| 1.0 | 0.14 | 2076 1046 | |
| 1.5 | 0.21 | 920 461 | |
| 2.0 | 0.28 | 516 261 | |
| 2.5 | 0.35 | 313 161 | |
| 3.0 | 0.42 | 231 118 | |

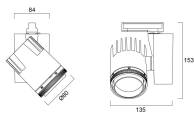
Distance [m] Cone diameter [m] Illuminance [lx]
C0 - C180 (Half beam angle: 8.0°)

| Distance [m] | Cone diameter [m] | E ₀ [lx] E ₁ (C0) [lx] | 27.4° |
|--------------|-------------------|---|-------|
| 0.5 | 0.52 | 818 212 | |
| 1.0 | 1.04 | 154 54 | |
| 1.5 | 1.56 | 68 24 | |
| 2.0 | 2.07 | 38 13 | |
| 2.5 | 2.59 | 24 9 | |
| 3.0 | 3.11 | 17 6 | |

Distance [m] Cone diameter [m] Illuminance [lx]
C0 - C180 (Half beam angle: 54.8°)




TECHNICAL DRAWINGS




Beacon LED Muse II


BEACON LED MUSE II 97CRI 3000K L1 SSC01 WHITE
2059735


Concord 2059735


 This luminaire contains built-in LED lamps

 } LED


The lamps cannot be changed in the luminaire.

874/2012 

 This luminaire contains built-in LED lamps

 } LED

The lamps cannot be changed in the luminaire.

Concord 2059735  874/2012