

## Beacon LED Muse II

BEACON LED MUSE II 97CRI 3000K L1 SSC01 BLACK  
2059734



### Product features

- Integrated LED spotlight, black RAL 9005, unique soft-touch ring, adjustable beam angle from a 8° spot to a 55° flood, compact and minimalist design, ideal for museum, gallery and high-end retail applications, die-cast aluminium body, passive cooling heatsink, beam angle: 8° spot to 55° flood, optics: aspheric glass lens, colour temperature: 3000K warm white, total system power: 21W, total fixture output: 1081lm, luminaire efficacy: 51lm/W, LOR: 100%, colour rendering: Ra 97 typical, R9 value at 90, LED Chromacity: 3 step MacAdam ellipse, lifetime: >72,000 hours at L80B10, energy class: A++, A+, A, IR/UV free light source without heat radiation, operating voltage: 220-240V / 50-60Hz, drive current: 500mA, electronic driver, SylSmart SSC, power factor: 0.9 electrical protection: CLASS II, 1-circuit track adaptor, suitable for Concord Lytespan 1 track, ingress protection rating: IP20, suitable for internal environment only, horizontal rotation: 355°, vertical tilt: 90°, dimensions: Ø80x135x153mm, weight: 0.95kg.



### PRODUCT OVERVIEW

IPC Code	2059734
Product name	BEACON LED MUSE II 97CRI 3000K L1 SSC01 BLACK
Technology	LED
Housing	Aluminium
Mount	Track mounting
General application	Museums & Galleries
Certifications	EUNEW009
ETIM Class	EC001744
E-number FI	4280888
Fixture luminous flux (lm)	553/1081
Luminaire efficacy (lm/W)	52
LOR (%)	100
Colour temperature (K)	3000
Light colour	Warm White
CRI (Ra)	97
Colour Variation Initial (SDCM)	3
Photobiological Risk Group	RG1
Total power consumption (W)	21
Product Voltage (V)	240
Electrical protection	Class II
Dimmable	Yes
Housing colour	RAL 9005 - Jet black
IP rating	IP20
IK rating	IK02
Product EAN number	5025768597345
Lamps	Yes
Included lamp	INTEGRATED LED

### DATA TABLE

General data

## Beacon LED Muse II

*BEACON LED MUSE II 97CRI 3000K L1 SSC01 BLACK*  
2059734

IPC Code	2059734
Product name	BEACON LED MUSE II 97CRI 3000K L1 SSC01 BLACK
Technology	LED
Housing	Aluminium
Mount	Track mounting
General application	Museums & Galleries
Operating temperature rated (°C)	25
Certifications	EUNEW009
ETIM Class	EC001744
E-number FI	4280888

### Optical data

Fixture luminous flux (lm)	553/1081
Luminaire efficacy (lm/W)	52
LOR (%)	100
Colour temperature (K)	3000
Light colour	Warm White
CRI (Ra)	97
Colour Variation Initial (SDCM)	3
Photobiological Risk Group	RG1

### Electrical data

Total power consumption (W)	21
Mains voltage (V)	230-240V~
Product Voltage (V)	240
Electrical protection	Class II
Dimmable	Yes
Drive current (mA)	500
Inrush Current (A)	5
Inrush Duration (µs)	50
Nominal Frequency (Hz)	50/60Hz
Max. Luminaires per 10A C Breaker	52
Max. Luminaires per 16A C Breaker	85

### Lifetime data

Lumen maintenance - L70 B50	72000
-----------------------------	-------

### Physical data

Housing colour	RAL 9005 - Jet black
IP rating	IP20
IK rating	IK02
Nominal Product Width (mm)	135
Nominal Product Height (mm)	153
Nominal Product Diameter (mm)	80
Weight (kg)	2.226

### Packaging

Single packaging type	Carton
Product EAN number	5025768597345

## Beacon LED Muse II

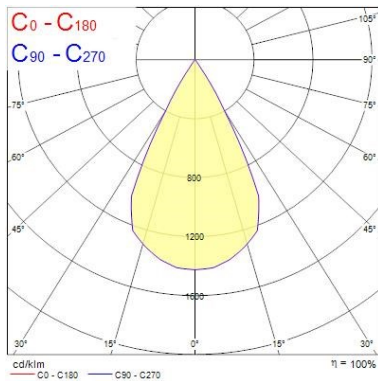
BEACON LED MUSE II 97CRI 3000K L1 SSC01 BLACK  
2059734

Packaging single length / height (cm)	17.5
Packaging single width (cm)	15.0
Packaging single depth (cm)	17.5
DUN14 (outer)	05025768597345
Units per outer package	1
Packaging outer length / height (cm)	17.5
Packaging outer width (cm)	15.0
Packaging outer depth (cm)	17.5

### Safety data

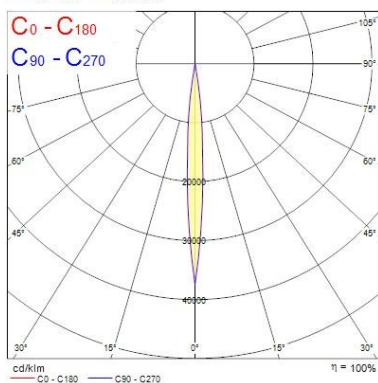
Dry applications use only	Yes
---------------------------	-----

## PHOTOMETRY



Distance [m]	Cone diameter [m]	E(0°) E(C0)	E(0°) E(C0)	Illuminance [lx]
0.5	0.52	6160	27.4°	2162
1.0	1.04	1540	27.4°	540
1.5	1.56	684	27.4°	242
2.0	2.07	385	27.4°	138
2.5	2.59	248	27.4°	87
3.0	3.11	171	27.4°	61

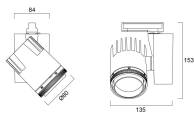
Distance [m] Cone diameter [m] Illuminance [lx]  
C0 - C180 (Half beam angle: 54.8°)



Distance [m]	Cone diameter [m]	E(0°) E(C0)	E(0°) E(C0)	Illuminance [lx]
0.5	0.07	82833	4.0°	41900
1.0	0.14	20708	4.0°	10465
1.5	0.21	9203	4.0°	4651
2.0	0.28	5176	4.0°	2616
2.5	0.35	3313	4.0°	1674
3.0	0.42	2301	4.0°	1163

Distance [m] Cone diameter [m] Illuminance [lx]  
C0 - C180 (Half beam angle: 8.0°)


## TECHNICAL DRAWINGS




## Beacon LED Muse II


BEACON LED MUSE II 97CRI 3000K L1 SSC01 BLACK  
2059734


**Concord** 2059734


 This luminaire contains built-in LED lamps

 } LED


The lamps cannot be changed in the luminaire.

874/2012 

 This luminaire contains built-in LED lamps

 } LED

The lamps cannot be changed in the luminaire.

**Concord** 2059734  874/2012