

Products /  NORLIGHT / BUBBLE / BUBBLE 3000 SUSPENDED WITH JOINT / T15SL601AE

BUBBLE T15SL601AE

TECHNICAL DATA

GENERAL



| | |
|--------------------|---|
| Item code | T15SL601AE |
| Place installation | indoor |
| Name | BUBBLE 3000 SUSPENDED WITH JOINT / T15SL601AE suspension |
| Standard colour | AE - white RAL 9003 |
| Variante colour | CH - semi-bright aluminium RAL 9006 |
| Environments | hallway, conference hall, art and culture, leisure areas, retail areas, places of worship |
| Designer | ALFONSO FEMIA /AF*design |



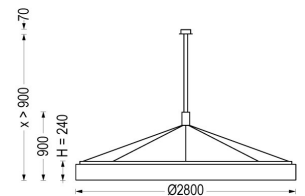
PHYSICAL

| | |
|----------------------|---|
| Installation type | suspension |
| Mounting type | surface |
| Body | Round metal frame, seats for the electrical components and anchor points for the suspension device and diffusers. |
| Glow wire resistance | 850°C |



DIMENSIONS

| | |
|-------------------------------|------|
| H: Total height device (mm) | 240 |
| D: Total diameter device (mm) | 2800 |
| Weight (kg) | 61 |

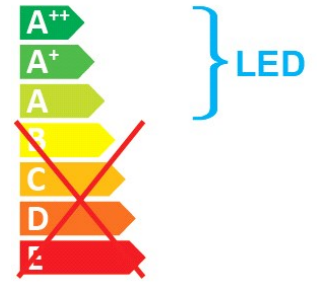


OPTICAL SYSTEMS

| | |
|----------------|--|
| Emission | diffuse |
| Optical System | Smooth opal polycarbonate diffuser, injection moulded, shock-resistant, anti-ageing. |

ENERGY SAVING

This luminaire contains built-in LED lamps
The lamps cannot be changed in the luminaire



SOURCES

| Source Type | Source Power | System Power | Source | Lamp Socket | Sources Temperature Colour | Nominal Flux | Output Flux | Source description |
|-------------|--------------|--------------|---------------|-------------|----------------------------|--------------|-------------|--------------------|
| LED | - | 600W | 24 LED engine | - | 3000K | - | 31530 lm | - |

ELECTRICAL

| | |
|-----------------------|---|
| Ballast type | Electronic |
| Mounting ballast type | Integral |
| Voltage | 220-240V |
| Frequency | 50-60Hz |
| Wiring | Electrical harness wired for 220-240V-AC 50-60Hz power supply. 2.5mm ² LTN terminal block. Electronic ballast. |

NORMS / DIRECTIVES

| | |
|------------|--------------------------|
| Norms | EN 60598-1, EN 60598-2-1 |
| Directives | 2014/35/UE, 2014/30/UE |

ACCESSORIES

INCLUDED ACCESSORIES

Electrical

Power cable with transparent sheath L=10000mm

Suspension kit complete with 8 cables connected to the central joint, 4 steel cables L=10000mm

LED sources 3000K

Mounting

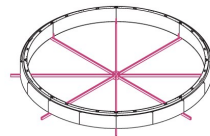
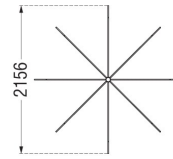
Cylindrical ceiling rose with terminal block (bearing ceilings)

Ceiling rose in Ø220mm (monolithic ceilings and modular false ceilings)

OPTIONAL ACCESSORIES

Mounting

| | |
|-----------------------|---|
| Accessory code | 150A031VE |
| Technical description | BUBBLE 3000 - Umbrella like gauge for assembly and support. |



| | |
|-----------------------|---|
| Accessory code | MEC6142 |
| Technical description | BUBBLE 1800/3000 - Replacement suspension kit L=25000mm for great heights (4 steel cable + 5 poles power supply cable). |