

LINEA  
Bolle

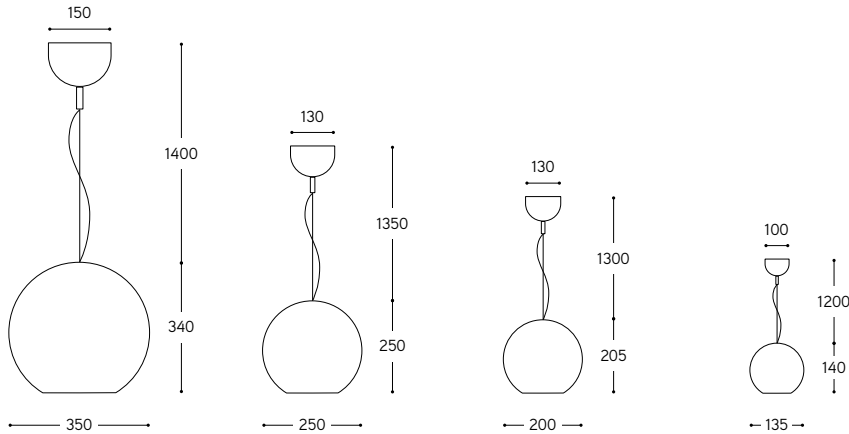
















Art. BOLLE.1/... Art. BOLLE.2/... Art. BOLLE.3/... Art. BOLLE.4/...



ARTICOLO ITEM	DESCRIZIONE DESCRIPTION	ALIMENTAZIONE E MODULO LED DIMMERABILE POWER AND LED DIMMABLE MODULE	COLORE LED LED COLOUR	ATTACCO SOCKET	POTENZA POWER	PESO GR. WEIGHT GR.	VOL. IN M <sup>3</sup> VOL. IN M <sup>3</sup>	FINITURA FINISHING	FASCIA PREZZO PRICE RANGE
<b>BOLLE.1/LED/...</b>	Sospensione in ceramica Ceramic pendant	lumen: 884 CRI (indice di cromaticità): > 80 durata: 50.000H	2700°K Bianco caldo Warm white		10W	6.600	0,14	BL, BM, NL, NM, MR, NIR PT, AU, CU	<b>B78</b> <b>B99</b>
<b>BOLLE.1/...</b>	Sospensione in ceramica Ceramic pendant			E27	70W	6.600	0,14	BL, BM, NL, NM, MR, NIR PT, AU, CU	<b>B70</b> <b>B95</b>
<b>BOLLE.2/LED/...</b>	Sospensione in ceramica Ceramic pendant	lumen: 884 CRI (indice di cromaticità): > 80 durata: 50.000H	2700°K Bianco caldo Warm white		10W	5.140	0,10	BL, BM, NL, NM, MR, NIR PT, AU, CU	<b>B70</b> <b>B90</b>
<b>BOLLE.2/...</b>	Sospensione in ceramica Ceramic pendant			E27	70W	5.140	0,10	BL, BM, NL, NM, MR, NIR PT, AU, CU	<b>B62</b> <b>B86</b>
<b>BOLLE.3/LED/...</b>	Sospensione in ceramica Ceramic pendant	lumen: 884 CRI (indice di cromaticità): > 80 durata: 50.000H	2700°K Bianco caldo Warm white		10W	3.320	0,04	BL, BM, NL, NM, MR, NIR PT, AU, CU	<b>B63</b> <b>B79</b>
<b>BOLLE.3/...</b>	Sospensione in ceramica Ceramic pendant			E27	70W	3.320	0,04	BL, BM, NL, NM, MR, NIR PT, AU, CU	<b>B52</b> <b>B72</b>
<b>BOLLE.4/LED/...</b>	Sospensione in ceramica Ceramic pendant	lumen: 884 CRI (indice di cromaticità): > 80 durata: 50.000H	2700°K Bianco caldo Warm white		10W	2.260	0,03	BL, BM, NL, NM, MR, NIR PT, AU, CU	<b>B59</b> <b>B73</b>
<b>BOLLE.4/...</b>	Sospensione in ceramica Ceramic pendant			E27	70W	2.260	0,03	BL, BM, NL, NM, MR, NIR PT, AU, CU	<b>B47</b> <b>B65</b>

CE IP20   

/... **BL** = Finitura BIANCO LUCIDO interna ed esterna / GLOSSY WHITE inside and outside finish

/... **BM** = Finitura BIANCO MATT interna ed esterna / MATTE WHITE inside and outside finish

/... **NL** = Finitura NERO LUCIDO interna ed esterna / GLOSSY BLACK inside and outside finish

/... **NM** = Finitura NERO MATT interna ed esterna / MATTE BLACK inside and outside finish

/... **MR** = Finitura METAL RAME interna ed esterna / COPPER METAL inside and outside finish

/... **NIR** = Finitura NERO IRIDATO interna ed esterna / IRIDESCENT BLACK inside and outside finish

/... **PT** = Finitura esterna PLATINO, interna BIANCO LUCIDO / PLATINUM outside finish, GLOSSY WHITE inside finish

/... **AU** = Finitura esterna ORO, interna BIANCO LUCIDO / GOLD outside finish, GLOSSY WHITE inside finish

/... **CU** = Finitura esterna RAME, interna BIANCO LUCIDO / COPPER outside finish, GLOSSY WHITE inside finish

