

## ANVERS SMALL CEILING / WALL MOUNTED

With its refined silhouette, Anvers collection creates a maximum impact through its exquisite disc of natural alabaster stone encased within solid brass, creating a pure and elegant piece.

### FINISH

all satin brass  
ANVCWSSBHA

all bronze  
ANVCWSBZHA

### BULBS

integrated LED - trailing edge dimmable - 10.5w - 3000k

LED driver to be installed in the cavity

driver can be placed upto 2m away from the ceiling plate

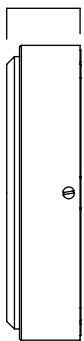
### WEIGHT

2.5kg (5.3lbs)

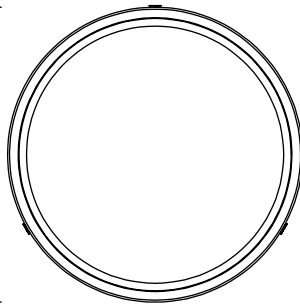
### CERTIFICATION



48mm (1.9)

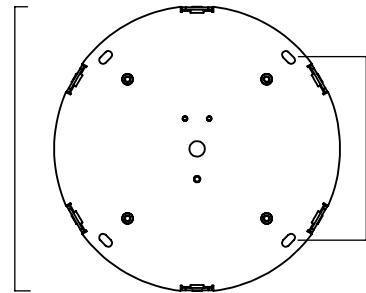


195mm (7.7)




mounting plate dimensions

189mm (7.5)



171mm (6.7)

88mm (3.5)



	Input Voltage	As Standard	On Request
Phase Cut (rotary dimmer)	230	✓	
0/1-10V230	230		✓
DALi	230		✓
Phase Cut (rotary dimmer)	120	✓	
0/1-10V120	120		✓
DALi	120	x	x

## ANVERS SMALL WITH WALL / CEILING ROSE

With its refined silhouette, Anvers collection creates a maximum impact through its exquisite disc of natural alabaster stone encased within solid brass, creating a pure and elegant piece.

### ADDITIONAL INFORMATION ON CEILING / WALL ROSE OPTION

#### FINISH

satin brass  
ACCGENCWOSSB

bronze  
ACCGENCWOSBZ

#### WEIGHT

3kg (6.6lbs) - Total

Note - LED driver inside ceiling / wall rose.

