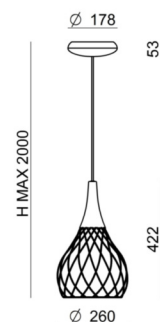


Pendant Luminaires | 220-240 V | topLED 16 W 350 mA | CRI 90 | Warm Tune  
8141



Technical data	
Installation position	Ceiling
Installation environment	Indoor
Light Source	LED
Optics	General Lighting
Light emission direction	downward
Power	16 W
Luminous flux (source)	1000 lm
Frequency	60 - 50 Hz
CCT / Tonaltà	Warm Tune
Colour rendering index	90 Ra
Safety class	1
IP	IP20
Glow wire test	850°
Direct mounting on normally flammable surfaces	Yes
CE	Yes
ETL	No
Driver included	Yes
Dimmable article	Phase cut
Induzione	No
Emergency mode	No
Motion sensor	No
Directional	No
Tilting	No
Walk-over	No
Drive-over	No
Cable included	No
Resin potting	No
Net weight	1.625 Kg

Finishing casing	
Material	Iron
Colour	copper
Finishing diffuser	
Material	PC
Colour	transparent
Finishing mounting frame	
Material	Iron
Colour	copper

Pendant Luminaires | 220-240 V | topLED 16 W 350 mA | CRI 90 | Warm Tune  
**8141**

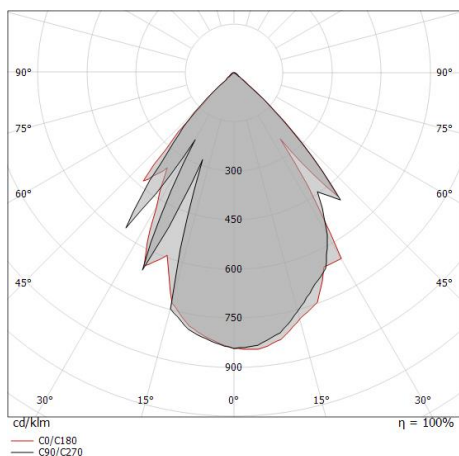
Single emission pendant luminaires for indoor application. The warm tune LED light source with a general lighting light distribution is composed of 1 topped LEDs with CCT of 1800K-3000K K and a CRI 90; the source luminous flux is 1000 lm, with a 62.5 lm/W nominal luminous efficacy and an operating lifetime (L80) of 80000 hours.

The device body is made of iron and features a copper finish; the diffuser is made of PC; the mounting frame is made of iron, with a copper finish. The ingress protection degree is IP20; the total weight is of 1.625 kg. The power supply driver is included in the delivery.

The total absorbed power is 16 W.

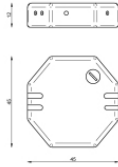
The device features protection class I and can be ceiling-mounted.

Illuminotechnical Features	
Light Output Ratio (LOR)	55 %
Luminous flux (source)	1000 lm
Luminaire luminous flux	553 lm
Consumption	16 W
Luminaire efficacy	34 lm/W
Standard Deviation of Colour Matching	3 Step MacAdam
Colour rendering index	90 Ra





8141



Dimmer  
PUSH DIM, 220-240V

**Code**  
KIT0026



Dimmer  
Bluetooth, 85-240V

**Code**  
KIT0080