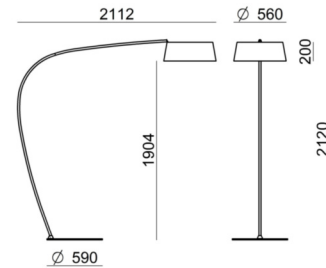
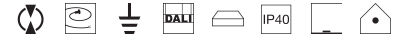


Oxygen_FL1



Floor Lamp | 220-240 V | topLED 36 W 1000 mA | CRI 90
8103



Technical data	
Designer	Pio e Tito Toso
Installation position	Floor
Installation environment	Indoor
Light Source	LED
Optics	General Lighting
Light emission direction	downward and upward
Power	36 W
Luminous flux (source)	4042 lm
Frequency	60 - 50 Hz
CCT / Tonalità	3000 K
Colour rendering index	90 Ra
Safety class	1
IP	IP40
Glow wire test	650°
Direct mounting on normally flammable surfaces	Yes
CE	Yes
ETL	No
Driver included	Yes
Dimmable article	PUSH DIM
Induzione	No
Emergency mode	No
Motion sensor	No
Directional	No
Tilting	No
Walk-over	No
Drive-over	No
Cable included	Yes
Cable length	4 m
Electric socket	Type F+E
Resin potting	No
Net weight	36.400 Kg

Finishing casing

Material	PU
Colour	Yellow/white

Finishing diffuser

Material	PMMA
Colour	transparent
Processing	Laser engravings

Finishing mounting frame

Material	Iron
Colour	embossed white RAL 9003
Processing	Coating

Oxygen_FL1



Floor Lamp | 220-240 V | topLED 36 W 1000 mA | CRI 90
8103

Double emission floor lamp for indoor application. The warm white LED light source with a general lighting light distribution is composed of 70 topped LEDs with CCT of 3000 K and a CRI 90; the source luminous flux is 4042 lm, with a 112.3 lm/W nominal luminous efficacy and an operating lifetime (L80) of 80000 hours.

The device body is made of pu and features a yellow/white finish; the diffuser is made of pmma with a laser engravings treatment; the mounting frame is made of iron, with a embossed white ral 9003 finish, processed by means of coating. The ingress protection degree is IP40; the total weight is of 36.400 kg. The power supply driver is included in the delivery.

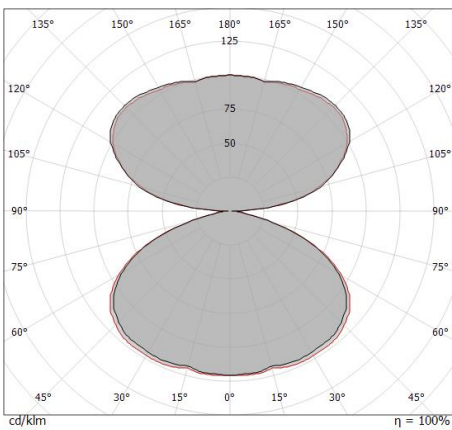
The total absorbed power is 36 W. The power supply cable is included and features.

The device features protection class I and can be floor-mounted.

Illuminotechnical Features	
Light Output Ratio (LOR)	53 %
Luminous flux (source)	4042 lm
Luminaire luminous flux	2165 lm
Consumption	36 W
Luminaire efficacy	60 lm/W
Colour temperature	3000 K
Standard Deviation of Colour Matching	3 Step MacAdam
Colour rendering index	90 Ra
Life / Failure ratio	L80C0B20

UGR	
X=4H Y=8H	S=0.25H
Reflection factor	70/50/20
UGR transversal	< 16
UGR axial	< 16

OPTICAL	
Light distribution simmetry	Symmetrical
Optica C0/C180	138°



Distance [m]	Cone diameter [m]	E(0°)	E(C90)	E(C0)
0.5	2.61 2.63	1048	24	24
1.0	5.21 5.27	262	6	6
1.5	7.82 7.90	116	3	3
2.0	10.42 10.53	66	2	1
2.5	13.03 13.16	42	1	1
3.0	15.63 15.80	29	1	1

Distance [m] Cone diameter [m] Illuminance [lx]

— C0/C180 (Half-peak divergence: 138.4°)
— C90/C270 (Half-peak divergence: 138.0°)