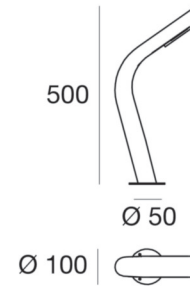


# Twig\_1



Bollard & Pole | 190-250 V | topLED 2,5 W 60 mA | CRI 80  
**64201W80**



Technical data	
Installation position	Floor
Installation environment	Outdoor
Light Source	LED
Optics	Radial
Power	2.5 W
Luminous flux (source)	332 lm
Frequency	50 - 60 Hz
CCT / Tonalità	3000 K
Colour rendering index	80 Ra
AC / DC	DC
Safety class	2
IP	IP65
IK	IK05
Glow wire test	850°
Direct mounting on normally flammable surfaces	Yes
CE	Yes
ETL	No
Operating temperature	-40°C / +100°C
Driver included	Yes
Induzione	No
Emergency mode	No
Directional	No
Tilting	No
Walk-over	No
Drive-over	No
Cable included	No
Resin potting	No
Net weight	1.35 Kg

Finishing casing	
Material	Stainless steel --
Colour	steel
Processing	electropolishing

Finishing diffuser	
Material	PMMA
Colour	sandblasted

Bollard & Pole | 190-250 V | topLED 2,5 W 60 mA | CRI 80  
**64201W80**

Single emission bollard & pole for outdoor application. The warm white LED light source with a radial light distribution is composed of 13 topped LEDs with CCT of 3000 K and a CRI 80; the source luminous flux is 332 lm, with a 166.0 lm/W nominal luminous efficacy.

The device body is made of stainless steel and features a steel finish, processed by means of electropolishing; the diffuser is made of pmma. The ingress protection degree is IP65; the total weight is of 1.35 kg. The power supply driver is included in the delivery.

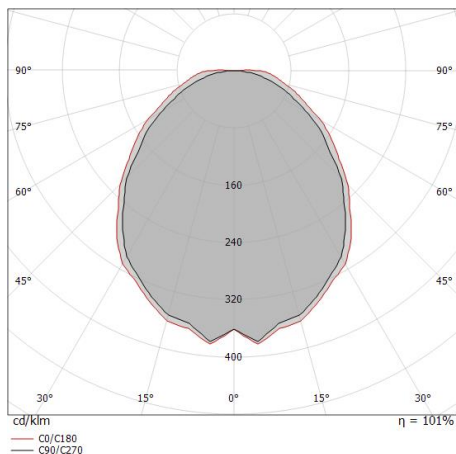
The total absorbed power is 2,5 W.

The device features protection class II and can be floor-mounted.

Illuminotechnical Features	
Light Output Ratio (LOR)	69 %
Luminous flux (source)	332 lm
Luminaire luminous flux	232 lm
Consumption	2,5 W
Luminaire efficacy	92 lm/W
Colour temperature	3000 K
Standard Deviation of Colour Matching	3 Step MacAdam
Colour rendering index	80 Ra

UGR	
X=4H   Y=8H	S=0.25H
Reflection factor	70/50/20
UGR transversal	< 28
UGR axial	< 25

OPTICAL	
Light distribution simmetry	Symmetrical 2
Ottica C0/C180	100°
Ottica C90/C270	96°

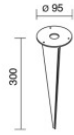


Distance [m]	Cone diameter [m]	illuminance [lx]
0.5	1.11 1.19	E(0°) 335 E(C90) 53 E(C0) 47
1.0	2.21 2.38	E(0°) 84 E(C90) 13 E(C0) 12
1.5	3.32 3.58	E(0°) 37 E(C90) 6 E(C0) 5
2.0	4.43 4.77	E(0°) 21 E(C90) 3 E(C0) 3
2.5	5.53 5.96	E(0°) 13 E(C90) 2 E(C0) 2
3.0	6.64 7.15	E(0°) 9 E(C90) 1 E(C0) 1

— C0/C180 (Half-peak divergence: 100.0°)  
 — C90/C270 (Half-peak divergence: 95.8°)



Twig\_1 | Bollard & Pole | Accessories  
**64201W80**



Pegs - Picket Stainless steel fixing screws

**Code**  
59960