

SKALA


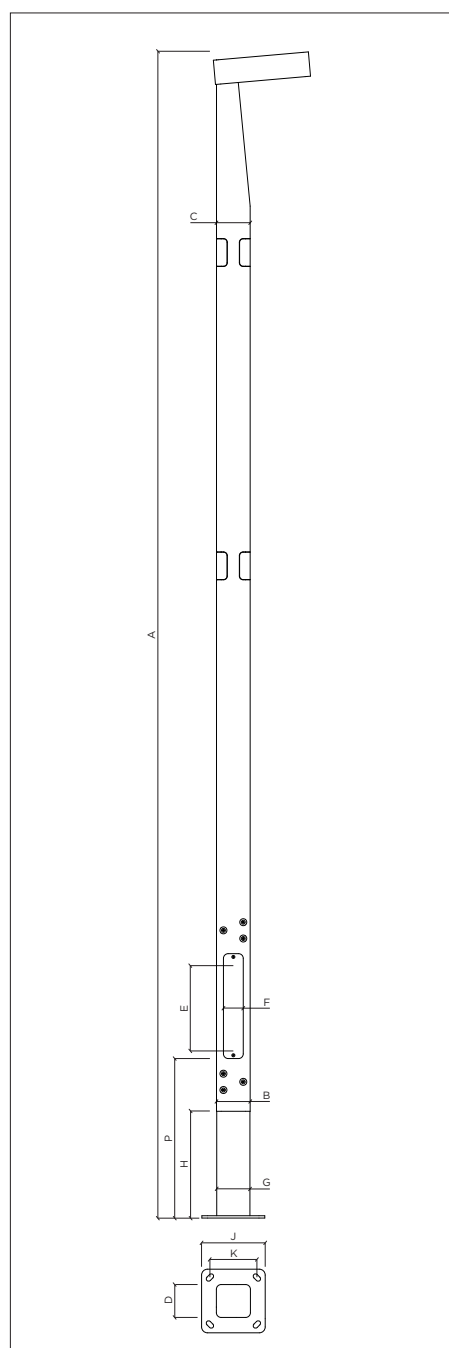
Light building element 5 m / 3 810 lm – 39.2 W

AUBRILAM




LED	A	B	C	D	E x F	P	G	H	J	K	KG
39.2 W	5 m	145 x 140 mm	85 x 140 mm	90 mm	400 x 75 mm	0.70 m	145 x 140 mm	0.45 m	271 x 271 mm	200 x 200 mm	76 kg

A. Pole height / B. Shaft section at base / C. Shaft section on top / D. Door: Effective depth / E x F. Door: Effective height x width / P. Distance door bottom to plate / G. Base section / H. Base height / J. Base plate dimensions / K. Spacing dimensions / L. Anchor bolts / KG. Wooden pole weight.



Flat beam light distribution

LED light 19.6 W

Recessed luminaire with flat beam light distribution.
LED power supply unit 220-240 V - 0/50-60 Hz - DC
176-224 V - DALI controllable.
Luminaire made of aluminium alloy, aluminium and
stainless steel. Matte safety glass. Optical silicone lens.
Dust-tight and water jet protected.
Safety class II 
Protection class IP 65

Lamp

Luminaire connected wattage: 19.6 W

Luminous flux: 1 905 lm
Luminous efficiency: 97.2 lm/W
Colour temperature*: 3 000 K (CRI > 80)
Ambient temperature: $t_{a, max} = 40^{\circ}C$
20-year LED module availability guarantee.
*Other colour temperatures on request.

Square shaft

Accoya® acetylated solid wood horizontal braces
produced with sawn planks from sustainably managed
forests. Timber finished with four coats of woodstain.
Rectangular flush base in galvanized steel, polyester
powder coated finish. Electro-galvanised steel brackets,
polyester powder coated finish. Electro-galvanised steel
top, polyester powder coated finish.

Benefits of Accoya® wood

Accoya® wood has a non-toxic core treatment. It is a
very dimensionally stable material (equivalent to the
best exotic wood). It is renewable, durable, resistant to
moisture, insects, and rot.

Maintenance and lifespan

Accoya® wood offers a 25-year warranty against rot
(if the wood is placed in the ground) and a 50-year
warranty for above-ground wood (even if it is
continuously exposed to fresh water). Very low
maintenance.

Power supply

The power supply to the profile is via a connection box
(supplied on request) located at the base.

Installation

Light point delivered with the luminaire not mounted
on the mast. Fixing with 4 HA20/M18 - 400 mm. The
lighting fixture must be connected to the earth of the
base section thanks to the green/yellow wire provided
for that purpose. Anchor bolts supplied on request only.

Wood material:



Design
by
AUBRILAM.