



NEBULAE

HORIZONTAL CHANDELIER

The Nebulae collection takes its name from the natural phenomena of interstellar clouds and their dynamic layered lighting effects. The geometric machined forms coupled with the fluid glass discs create balance between the elements. Designed for use in larger open spaces, working in modular configurations, the Nebulae Horizontal Chandelier is inspired by the diffusion of natural light.

Available in several configurations (including a Vertical Chandelier) and several glass finishes, the Nebulae Horizontal Chandelier is both dynamic and sculptural in its linear form.

AVAILABLE FINISHES

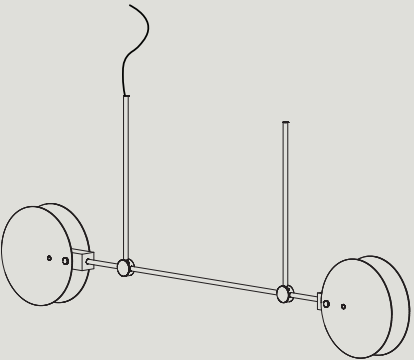


TECHNICAL

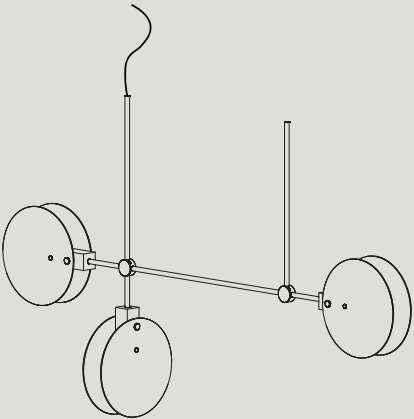
MATERIAL	ANODISED ALUMINIUM, GLASS
LAMPING	8.5W E27, 806 LM, 2700K, WARM WHITE, DIMMABLE. GLOBES ARE SUPPLIED WITH AUS/NZ ORDERS ONLY E27 LAMP HOLDER IS SUPPLIED FOR 240V REGION. E26 LAMP HOLDER IS SUPPLIED FOR 120V REGION.
LED LIFESPAN	15,000 HRS
CONTROL	PHASE CONTROL / NETWORK CONTROL DIMMABLE DIMMING RANGE 10 - 100%. FOR OPTIMAL DIMMING PERFORMANCE WE RECOMMEND SOURCING A ROTARY OR PUSH BUTTON DIMMER WITH AN ADJUSTMENT DIAL CAPABLE OF SETTING THE DIMMING RANGE OF THE FIXTURE.
CANOPY	VARIOUS - SEE CANOPY OPTIONS ON FOLLOWING PAGE
SKU CODES	EG. NC23.G-FLU.A-WCH = NEBULAE HORIZONTAL DOUBLE DROP, 3-LIGHTS CHANDELIER IN FLUTED CLEAR GLASS AND CHAMPAGNE ANODISED BODY  NC.22.G-XXX.A-XXX NEBULAE HORIZONTAL DOUBLE DROP, 2-LIGHTS CHANDELIER NC.23.G-XXX.A-XXX. NEBULAE HORIZONTAL DOUBLE DROP, 3-LIGHTS CHANDELIER NC.24.G-XXX.A-XXX NEBULAE HORIZONTAL DOUBLE DROP, 4-LIGHTS CHANDELIER NC.34.G-XXX.A-XXX. NEBULAE HORIZONTAL TRIPLE DROP, 4-LIGHTS CHANDELIER NC.35.G-XXX.A-XXX. NEBULAE HORIZONTAL TRIPLE DROP, 5-LIGHTS CHANDELIER

IP RATING	IP20 - FOR INDOOR USE ONLY	
CERTIFICATION	AU/NZ	AS/NZS 60598.1, 60598.2.1
	EU	EN 60598.1, 60598.2.1
	US/CAN	ETL/UL 1598, CSA C22.2#250.0
FINISHES GLASS	FLUTED CLEAR (G- FLU) BUBBLE BLACK (G-BBL) WHITE PEARL (G-PWH)	
BODY	BLACK ANODISED (A-BLK) CHAMPAGNE ANODISED (A-CHM)	
DIMENSIONS	VARIOUS - SEE DIMENSIONS ON FOLLOWING PAGE*	
PRODUCT WEIGHT	NC 22 -	7KG / 15.4LB
	NC 23 -	10KG / 22LB
	NC 24 -	13KG / 28.6LB
	NC 34 -	15KG / 33LB
	NC 35 -	17.5KG / 38.5LB
PACKAGING DIMENSIONS	NC 22, 23 & 24 -	L 750 W 500 H 250 / L 29.5" W 19.7" H 9.8"
	NC 34 & 35 -	L 1450 W 450 H 250 / L 320" W 99.2" H 55.1"
PACKAGING WEIGHT	NC 22 -	7KG / 15.4LB
	NC 23 -	10KG / 22LB
	NC 24 -	13KG / 28.6LB
	NC 34 -	15KG / 33LB
	NC 35 -	17.5KG / 38.5LB

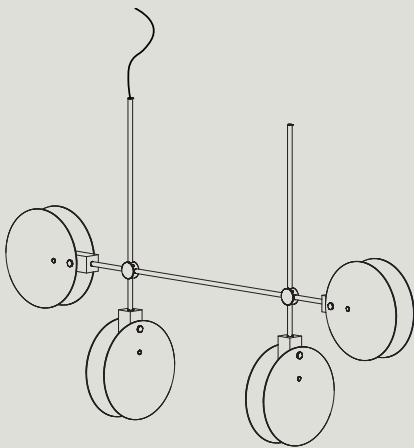
DIMENSIONS



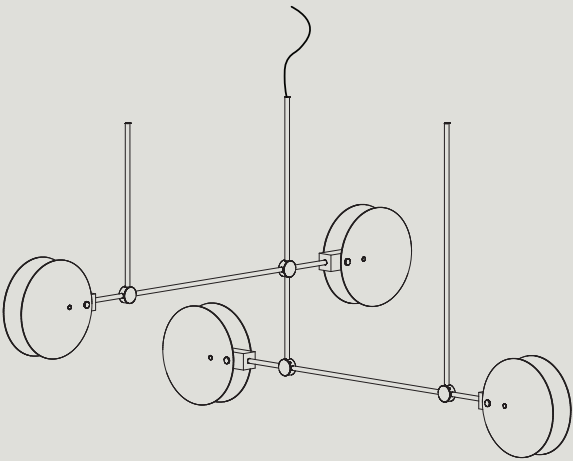
NC22  
L 1656 W 87 H 300\*  
L 65.2" W 3.4" H 11.8"\*  
CEILING CANOPY SPACING L 678 / 26.7"



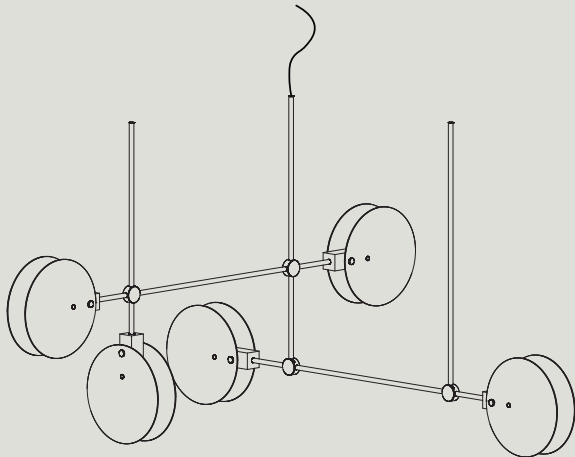
NC23  
L 1656 W 300 H 600\*  
L 65.2" W 11.8" H 23.6"\*  
CEILING CANOPY SPACING L 678 / 26.7"



NC24  
L 1656 W 300 H 600\*  
L 65.2" W 11.8" H 23.6"\*  
CEILING CANOPY SPACING L 678 / 26.7"



NC34  
L 1656 W 1656 H 600\*  
L 65.2" W 65.2" H 23.6"\*  
CEILING CANOPY SPACING L 678 / 26.7"



NC35  
L 1656 W 1656 H 600\*  
L 65.2" W 65.2" H 23.6"\*  
CEILING CANOPY SPACING L 678 / 26.7" 90°

\*OVER DROP HEIGHT FOR EACH NEBULAE CHANDELIER IS CUSTOMISED TO THE INDIVIDUAL SPACE AND FCL BY CLIENT.

AVAILABLE CANOPIES

ALL ROSS GARDAM CEILING MOUNTED FIXTURES COME SUPPLIED WITH A CEILING CANOPY UNLESS OTHERWISE SPECIFIED. EACH CANOPY INCLUDES ELECTRICAL CONNECTORS, EARTH WIRE AND CABLE RETENTION TO CONNECT TO MAINS POWER. THE BELOW IMAGES DEPICT THE CEILING CANOPIES AVAILABLE WITH EACH FIXTURE TYPE. IF NO CANOPY IS SELECTED, THE STANDARD CANOPY (NON US/CAN REGION) OR LARGE CANOPY (US/CAN) WILL BE SUPPLIED.

			
STANDARD Ø14MM FIXED CANOPY CAN.ST.120.F14.X-XXX Ø120 X 30MM / 4.7" X 1.2"	STANDARD Ø14MM FIXED SWIVEL CANOPY CAN.ST.120.F14.SW.X-XXX Ø120 X 30MM / 4.7" X 1.2"	SLIM Ø14MM FIXED CANOPY CAN.SL.F14.X-XXX Ø120 X 7MM / 4.7" X 0.3"	SLIM Ø14MM FIXED SWIVEL CANOPY CAN.SL.F14.SW.X-XXX Ø120 X 7MM / 4.7" X 0.3"
			
PUCK Ø14MM FIXED CANOPY CAN.PK.F14.X-XXX Ø50 X 65MM / 2" X 2.6"	PUCK Ø14MM FIXED SWIVEL CANOPY CAN.PK.F14.SW.X-XXX Ø50 X 65MM / 2" X 2.6"		

TECHNICAL

MATERIAL	ANODISED ALUMINIUM
	<div><div> BLACK ANODISED</div><div> CHAMPAGNE ANODISED</div></div>
CANOPY FINISH	ANODISED BLACK (A-BLK) ANODISED CHAMPAGNE (A-CHM)
SKU CODES	EG. CAN.ST.120.F14.A-CHM = STANDARD Ø14MM FIXED CANOPY IN CHAMPAGNE ANODISED FINISH