



CETO CIRCLET

CHANDELIER

Ceto Circler captures the variation and rippling of the surface of the ocean. Each piece is mouth blown, reflecting a distinct pattern that emits a delicate luminosity, evoking the presence of the sea and its undulating movements. The Ceto Circler collection features a circular band suspended in a horizontal plane, to which several Ceto lamps are affixed.

AVAILABLE FINISHES

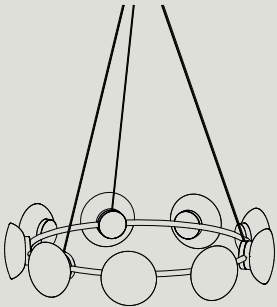


TECHNICAL

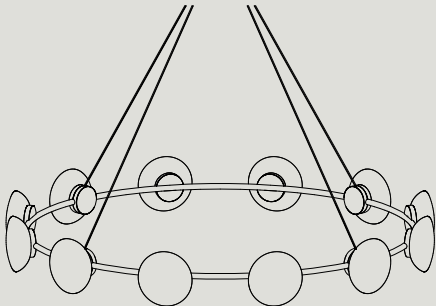
MATERIAL	ANODISED ALUMINIUM, GLASS		
LAMPING	SELV 60V (EXTERNAL DRIVER SUPPLIED) CC809 - 17W, 2200-2450 LM, 3000K CC1412 - 25W, 3450 LM, 3000K CC2015 - 30W, 4370-5050 LM, 3000K WATTAGE AND LUMEN OUTPUT WILL VARY SLIGHTLY DEPENDING ON CONSTANT CURRENT OUTPUT.		
DIMMING OPTIONS	220-240V REGION PHASE - DIMMING RANGE 5 - 100% DALI - DIMMING RANGE 1 - 100%  110-120V REGION PHASE - DIMMING RANGE 3 - 100% DALI - DIMMING RANGE 0.1 - 100%  ALL US AND CANADIAN ORDERS COME SUPPLIED WITH 120V COMPONENTRY CERTIFIED FOR USE IN THESE REGIONS.  FOR OPTIMAL DIMMING PERFORMANCE WE RECOMMEND SOURCING A DIMMER CAPABLE OF SETTING THE DIMMING RANGE OF THE FIXTURE.		
DRIVER SIZE 220 -240V	PHASE / TRIAC ALL CC - L140 X W40 X H23 / L5.5" X W1.6" X H0.9"  DALI ALL CC - L97 X W42 X H30 / L3.8" X W1.6" X H1.2"		
110-120V	PHASE / TRIAC ALL CC - L121 X W44 X H26.5 / L4.8" X W1.7" X H1"  DALI ALL CC - L121 X W44 X H26.5 / L4.8" X W1.7" X H1"		
LED LIFESPAN	50,000 HRS		
IP RATING	IP20 - FOR INDOOR USE ONLY		

CERTIFICATION	AU/NZ EU US/CAN	AS/NZS 60598.1, 60598.2.1 EN 60598.1, 60598.2.1 ETL/UL 1598, CSA C22.2#250.0
CORD	3000 / 9'10" CLEAR COAXIAL CABLE	
SUSPENSION	3 X 3000 / 9'10" Ø1.2MM STAINLESS STEEL WIRE *LONGER LENGTHS AVAILABLE UPON REQUEST	
CANOPY	VARIOUS - SEE CANOPY OPTIONS ON FOLLOWING PAGE	
SKU CODES	EG. CC809.G-BLK.A-BLK CETO 809 CIRCLET IN BLACK GLASS WITH BLACK ANODISED BODY  CC809.G-XXX.A-XXX CETO 809 CIRCLET CC1412.G-XXX.A-XXX CETO 1412 CIRCLET CC2015.G-XXX.A-XXX CETO 2015 CIRCLET	
FINISHES GLASS	FROSTED BLACK (G-FBK) BLACK (G-BLK) CLEAR (G-CLR) WHITE (G-WHT)	
BODY	BLACK ANODISED (A-BLK) CHAMPAGNE ANODISED (A-CHM)	
DIMENSIONS	VARIOUS - SEE DIMENSIONS ON FOLLOWING PAGE*	
PRODUCT WEIGHT	CC809 CC1412 CC2015	23KG / 51LB 32KG / 70LB 42KG / 93LB
PACKAGING DIMENSIONS	CC809 CC1412 CC2015	L 900 W 900 H 350 / L 2'11" W 2'11" H 1'2" L 1000 W 750 H 350 / L 3'3" W 2'6" H 1'2" L 1250 W 750 H 350 / L 4'1" W 2'6" H 1'2"
PACKAGING WEIGHT	CC809 CC1412 CC2015	27KG / 60LB 38KG / 84LB 50KG / 110LB

DIMENSIONS

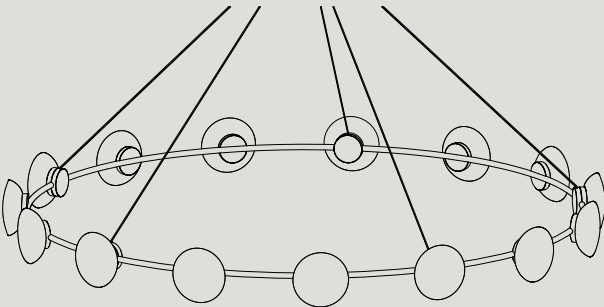


CC809  
Ø 980 H 200 RING Ø 800  
Ø 3'3" H 7.9" RING Ø 2'75"  
MIN DROP HEIGHT - H 600 / 2'



CC1412  
Ø 1575 H 200 RING Ø 1400  
Ø 5'2" H 7.9" RING Ø 4' 7"  
MIN DROP HEIGHT - H 900 / 2'11"

MIN DROP HEIGHT CENTRAL CANOPY = H900 / 2'11"  
MIN DROP HEIGHT INDIVIDUAL CANOPY = H600 / 2"



CC2015  
Ø 2175 H 200 RING Ø 2000  
Ø 7'2" H 7.9" RING Ø 6' 7"  
MIN DROP HEIGHT - H 1200 / 3'11"

MIN DROP HEIGHT CENTRAL CANOPY = H1200 / 3'11"  
MIN DROP HEIGHT INDIVIDUAL CANOPY = H600 / 2"

\*HANG HEIGHT NEEDS TO BE CONFIRMED PRIOR TO PRODUCTION.  
\*POWER ACCESS POINT REQUIRED AT CENTRE OF CEILING CANOPY.

AVAILABLE CANOPIES

ALL ROSS GARDAM CEILING MOUNTED FIXTURES COME SUPPLIED WITH A CEILING CANOPY UNLESS OTHERWISE SPECIFIED. EACH CANOPY INCLUDES ELECTRICAL CONNECTORS, EARTH WIRE AND CABLE RETENTION TO CONNECT TO MAINS POWER. THE BELOW IMAGES DEPICT THE CEILING CANOPIES AVAILABLE WITH EACH FIXTURE TYPE. IF NO CANOPY IS SELECTED, THE STANDARD CANOPY (NON US/CAN REGION) OR LARGE CANOPY (US/CAN) WILL BE SUPPLIED.

STANDARD (CENTRAL CANOPY)



STANDARD  
SUSPENSION + COAXIAL CANOPY  
CAN.ST.CC809.X-XXX

Ø170 X 40MM / 6.7" X 1.6"

DRIVER HOUSED IN CANOPY



STANDARD  
SUSPENSION + COAXIAL CANOPY  
CAN.ST.CC.1412.X-XXX

Ø170 X 40MM / 6.7" X 1.6"

DRIVER HOUSED IN CANOPY



STANDARD  
SUSPENSION + COAXIAL CANOPY  
CAN.ST.CC2015.X-XXX

Ø170 X 40MM / 6.7" X 1.6"

DRIVER HOUSED IN CANOPY

14MM TUBE (INDIVIDUAL CANOPY)



STANDARD  
Ø14MM FIXED CANOPY  
CAN.ST.120.F14.X-XXX

Ø120 X 30MM / 4.7" X 1.2"

DRIVER HOUSED IN CEILING



STANDARD  
Ø14MM FIXED SWIVEL CANOPY  
CAN.ST.120.F14.SW.X-XXX

Ø120 X 30MM / 4.7" X 1.2"

DRIVER HOUSED IN CEILING



LARGE  
Ø14MM FIXED CANOPY  
CAN.ST.170.F14.X-XXX

Ø170 X 40MM / 6.7" X 1.6"

DRIVER HOUSED IN CANOPY



LARGE  
Ø14MM FIXED SWIVEL CANOPY  
CAN.ST.170.F14.SW.X-XXX

Ø170 X 40MM / 6.7" X 1.6"

DRIVER HOUSED IN CANOPY



SLIM  
Ø14MM FIXED CANOPY  
CAN.SL.F14.X-XXX

Ø120 X 7MM / 4.7" X 0.3"

DRIVER HOUSED IN CEILING



SLIM  
Ø14MM FIXED SWIVEL CANOPY  
CAN.SL.F14.SW.X-XXX

Ø120 X 7MM / 4.7" X 0.3"

DRIVER HOUSED IN CEILING



PUCK  
Ø14MM FIXED CANOPY  
CAN.PK.F14.X-XXX

Ø50 X 65MM / 2" X 2.6"

DRIVER HOUSED IN CEILING



PUCK  
Ø14MM FIXED SWIVEL CANOPY  
CAN.PK.F14.SW.X-XXX

Ø50 X 65MM / 2" X 2.6"

DRIVER HOUSED IN CEILING

VERTICAL CABLE (INDIVIDUAL CANOPY)



STANDARD  
SUSPENSION + COAXIAL CANOPY  
CAN.ST.120.CX.X-XXX

Ø120 X 30MM / 4.7" X 1.2"

DRIVER HOUSED IN CEILING



LARGE  
SUSPENSION + COAXIAL CANOPY  
CAN.ST.170.CX.X-XXX

Ø170 X 40MM / 6.7" X 1.6"

DRIVER HOUSED IN CANOPY



SLIM  
SUSPENSION + COAXIAL CANOPY  
CAN.SL.CX.X-XXX

Ø120 X 7MM / 4.7" X 0.3"

DRIVER HOUSED IN CEILING



PUCK  
SUSPENSION + COAXIAL CANOPY  
CAN.PK.CX.X-XXX

Ø50 X 65MM / 2" X 2.6"

DRIVER HOUSED IN CEILING

TECHNICAL

MATERIAL	ANODISED ALUMINIUM
	<div><div>BLACK ANODISED</div><div>CHAMPAGNE ANODISED</div></div>
CANOPY FINISH	ANODISED BLACK (A-BLK) ANODISED CHAMPAGNE (A-CHM)
SKU CODES	EG. CAN.ST.CC809.A-CHM = STANDARD 809 SUSPENSION + COAXIAL CANOPY IN CHAMPAGNE ANODISED FINISH