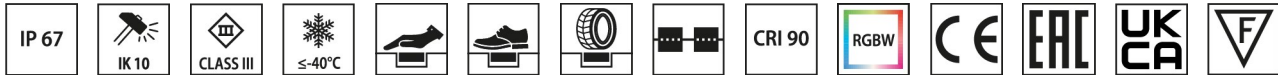


GROOVE 21 R500

Part number 3106649



Description

Series of class III reduced depth in-ground luminaires, comprising:

- Extruded anodised aluminium housing
- IP-67-rated double resin coating - transparent in the lower part to protect the LED from mechanical stresses and to guarantee maximum luminous efficiency - satin finish in the visible part, even in joints proximity, to ensure a homogeneous light distribution over the entire emitting area
- Technopolymer external box for electrical connection suitable for Ø 6 - 9 mm rubber cables. This is connected to the appliance with a 25 cm cable. It allows the appliance to be installed and connected without having to open it
- External power supply 48V has to be ordered separately
- Through-wiring designed
- Two-part fitting, consisting of LED luminaire and stainless steel recess box with anti-deformation cover (included). Tool-free installation of the luminaire in the recess box
- Recessed box to be ordered separately
- RGBW and Tunable White versions to be powered with SELV drivers 48V DC, available as accessories to be ordered separately. Colour management through DMX interface
- DMX signal generator for RGBW and Tunable White versions to be ordered separately
- Continuous mounted options and many other configurations are available at www.light-performer.com
- Design by Artec Studio

To maintain the regular updating of our products, PERFORMANCE in LIGHTING reserves the right to make changes without prior notice. For the most up to date information we always recommend you read the latest version published on the website www.performanceinlighting.com. Delivered luminaire lumen outputs and power consumptions, including losses, are subject to a tolerance of +/- 7%, and unless otherwise stated the values apply to an ambient temperature of 25°C. Terms of warranty are available at <https://www.performanceinlighting.com/qr/company/led-warranty>

Product data

ETIM Group:	EG000027	ETIM Class:	EC000758
-------------	----------	-------------	----------

General information

Lampholder:	LED	Light source:	LED
Luminaire wattage [W]:	15 W	CRI:	90
Colour temperature [K]:	rgbw 3000	Colour / Finishing:	GR-11 / Anodised grey / Matt
IP degree of protection:	IP67	IK-J-xxIP:	IK10 20J xx9
Protection class:	III	Optic:	S/EW - Symmetric Extra-Wide
Net weight [kg]:	0.887	Overall length [mm]:	515
Overall width [mm]:	515	Overall height [mm]:	39

Mechanical features

Shape:	Rectangular	Housing material:	Aluminium
Diffuser material:	Plastic	Glow wire test [°C]:	650 °C
Static load [kg]:	3000	Shear load [kN]:	5
Resistance to torque [Nm]:	50		

Electrical features

Voltage type:	DC	Power factor / COS Φ:	>0.95
---------------	----	-----------------------	-------

Installation

Application area:	Outdoor	Mounting type:	Linear ingrounds
Glass temperature [°C]:	35	Ingrounds classification:	A1 A2 A3 A4 A5


Light features

MacAdam:	3	Lumen maintenance:	L80B10@40000h
----------	---	--------------------	---------------

To maintain the regular updating of our products, PERFORMANCE in LIGHTING reserves the right to make changes without prior notice. For the most up to date information we always recommend you read the latest version published on the website www.performanceinlighting.com. Delivered luminaire lumen outputs and power consumptions, including losses, are subject to a tolerance of +/- 7%, and unless otherwise stated the values apply to an ambient temperature of 25°C. Terms of warranty are available at <https://www.performanceinlighting.com/qr/company/led-warranty>

Control gear

GROOVE 21



3106661
KIT CONTROLLER 48 V - DMX




310950
Driver - CV 100 W - 48 V kit



310951
Driver - CV 500 W - 48 V kit

Mandatory accessories


GROOVE 21



3111705
Shaped joint




3106662
Kit closing cap



3111707
Kit closing cap

GROOVE 21 R500

To maintain the regular updating of our products, PERFORMANCE in LIGHTING reserves the right to make changes without prior notice. For the most up to date information we always recommend you read the latest version published on the website www.performanceinlighting.com. Delivered luminaire lumen outputs and power consumptions, including losses, are subject to a tolerance of +/- 7%, and unless otherwise stated the values apply to an ambient temperature of 25°C. Terms of warranty are available at <https://www.performanceinlighting.com/qr/company/led-warranty>



3106656

Recessed fixing kit GROOVE 21 500

Optional accessories

GROOVE 21



3116962

Two-component epoxy resin - 50 ml



3116961

Injector gun - aspect ratios 1:1/2:1