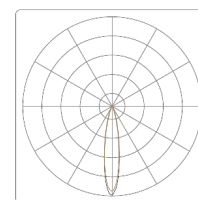

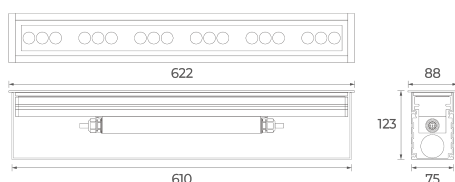


## P3 /W - AC - 600 - RGB - L20 - XXX - PWM DIMMING - TMR



PHOTOMETRICS CURVE  
20°



## Technical Specifications

Order code	P3 /W - AC - 600 - RGB - L20 - XXX - PWM DIMMING - TMR
Voltage	185 - 265V AC (47 - 63Hz)
Wattage	29.5 W
Luminous flux of the luminaire	1360 lm
Dimension(mm)	L610 x W88 x H123
Weight	2.39 Kg
Technical region	185 - 265V AC (47 - 63Hz)
Operating Temperature	min -20°C, max 50°C
Storage Temperature	min -30°C, max 80°C
Light Distribution	20°
Color deviation	3 step SDCM
LED Lifetime	L90 > 51,400h (Ta 25°C)
Dimming control	PWM DIMMING
Housing material	Extruded Al. / Tempered glass cover
Housing finish	Dark gray (Possible color customization)
Ingress protection	IP68

P3-W is a linear-type in-ground fixture with power LED chips which exhibit high light intensity. It is optimal solution to wallwash the facade not only with its powerful LED but also with its optical options such as asymmetric and wide optics and micro louver to prevent glare. And the compact size P3-P is an effective solution for illumination of buildings' columns.

## Accessories

P3AINSPF - mm	P3 - AC TYPE INSTALLATION PROFILE - ("mm" Fill it out)
P3TMLK - mm	P3 - TRIM BLANK COVER - ("mm" Fill it out)
P3AFDC-1	P3 - A TYPE DMX/RDM (ON/OFF) FEED CABLE - 1M
P3AFDC-2	P3 - A TYPE DMX/RDM (ON/OFF) FEED CABLE - 2M
P3AFDC-3	P3 - A TYPE DMX/RDM (ON/OFF) FEED CABLE - 3M
P3AITC-1	P3 - A TYPE DMX/RDM (ON/OFF) INTER CABLE - 1M
P3AITC-2	P3 - A TYPE DMX/RDM (ON/OFF) INTER CABLE - 2M
P3AEDC	A TYPE DMX/RDM (ON/OFF) CABLE END CAP