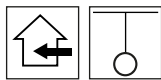


CHANDELIER

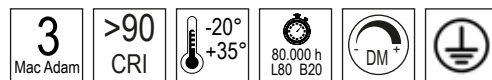
by Arianna e Bruno Teardo



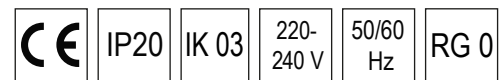
USE



LED



FEATURES



DESCRIPTION

Suspension lamp for indoor installations. Ideal in environments where indirect, diffused and relaxing light is required. It represents the modern and minimalist interpretation of the classic chandelier of the past. A true exaltation of crafts-manship, technology and design. The modularity of the structure makes it possible to create Chandeliers with dimensions larger than the standard ones. Structure in extruded aluminium alloy 6060/T6 with molded and laser-cut metal details. Diffuser made of opal polycarbonate, specific for Led, which combines maximum brightness with the ability to avoid Led effect. Steel support ropes, transparent PVC coated power cord. Equipped with SMD Led circuit with high color rendering index (CRI90) and high-energy efficiency. Built-in electronic ballast. DM version equipped with dimmable ballast with DALI/PUSH interface. All electronic ballasts are equipped with thermal and short-circuit protection against overvoltage and overloading.

SETTLEMENT CODE

Complete the code by entering the number corresponding to the desired color in the space provided

STANDARD COLORS

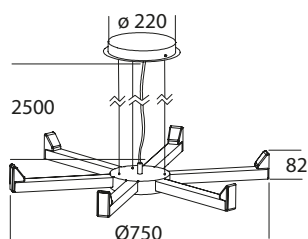


RAL 9016 - Matt white: **1**

RAL 9005 - Matt black: **7**

other colors on request

CHANDELIER 6

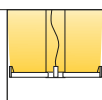


IP20

TYPE

POWER

FLUX¹



LED

45W

4490lm

LED DM

45W

4490lm



CODE

CCT 3000°K
CRI>90

CCT 4000°K
CRI>90

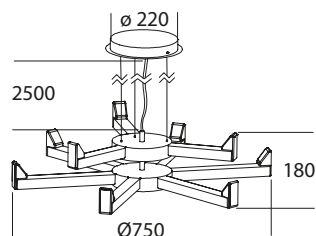
L040 .W

L040 .N

L040 .WD

L040 .ND

CHANDELIER 6+3

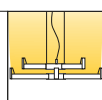


IP20

TYPE

POWER

FLUX¹



LED

60W

5990lm

LED DM

60W

5990lm



CCT 3000°K
CRI>90

CCT 4000°K
CRI>90

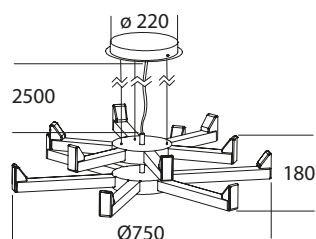
L041 .W

L041 .N

L041 .WD

L041 .ND

CHANDELIER 6+6

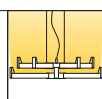


IP20

TYPE

POWER

FLUX¹



LED

75W

7490lm

LED DM

75W

7490lm



CCT 3000°K
CRI>90

CCT 4000°K
CRI>90

L042 .W

L042 .N

L042 .WD

L042 .ND

Other version on request