










BETA
by KD Lab



USE	LED					FEATURES			
<div><div></div><div></div><div></div></div> <div><div><div>3 Mac Adam</div><div>>90 CRI</div><div><div>-20° +35°</div></div><div><div>80.000 h L80 B20</div></div></div><div><div><div>DM+</div></div><div>EM</div><div></div></div></div> <div><div><div>E27 LED</div><div></div></div></div> <div><div><div><div>CE</div></div><div>IP65</div><div>IK 00</div></div><div><div><div>220- 240 V</div><div>50/60 Hz</div></div><div>RG 0</div></div></div>									


DESCRIPTION

Ceiling or wall lamp for diffused lighting. Diffuser in matt opal blown glass with bayonet coupling system. Internal base in self-extinguishing polycarbonate. Metal edge, with galvanic finish, for indoor versions. Aluminium edge, with polyester powder coating and phosphate treatment to increase corrosion resistance, for outdoor versions. Rubber foam gasket. Led version equipped with SMD Led circuit with high color rendering index (CRI90) and high-energy efficiency. Laser-cut metal dissipating plate. Built-in electronic ballast. DM version equipped with dimmable power supply with DALI/PUSH interface. All the electronic ballasts are equipped with thermal and short-circuit protection, against overvoltage and overload. EM version, in always-on mode, is equipped with an environmentally friendly NiMH (nickel-metal hydride) battery, thanks to the absence of cadmium. The EM version is equipped with a battery status indicator Led.


SETTLEMENT CODE

Complete the code by entering the number corresponding to the desired color in the space provided


STANDARD COLORS



Chrome finish: **0**



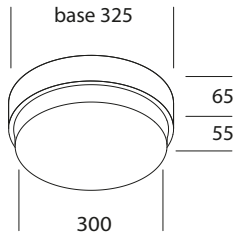
Gold finish: **2**






Satin copper color: **3**

other colors on request

BETA



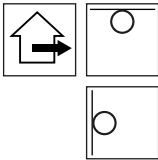
IP65	TYPE	POWER	FLUX ¹	CODE	
				 CCT 3000°K CRI>90	CCT 4000°K CRI>90
	E27	1x12W*	1x1320lm*	L019 <input type="text"/> .IN	
	LED	11W	1325lm	L019 <input type="text"/> .W	L019 <input type="text"/> .N
	LED DM	11W	1325lm	L019 <input type="text"/> .WD	L019 <input type="text"/> .ND
	LED EM	11W	1325lm	L019 <input type="text"/> .WE1	L019 <input type="text"/> .NE1

Brightest LED versions on request

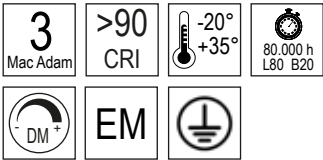
BETA
by KD Lab



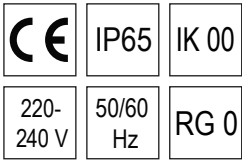
USE



LED



FEATURES



Ceiling or wall lamp for diffused lighting. Diffuser in matt opal blown glass with bayonet coupling system. Internal base in self-extinguishing polycarbonate. Metal edge, with galvanic finish, for indoor versions. Aluminium edge, with polyester powder coating and phosphate treatment to increase corrosion resistance, for outdoor versions. Rubber foam gasket. Led version equipped with SMD Led circuit with high color rendering index (CRI90) and high-energy efficiency. Laser-cut metal dissipating plate. Built-in electronic ballast. DM version equipped with dimmable power supply with DALI/PUSH interface. All the electronic ballasts are equipped with thermal and short-circuit protection, against overvoltage and overload. EM version, in always-on mode, is equipped with an environmentally friendly NiMH (nickel-metal hydride) battery, thanks to the absence of cadmium. The EM version is equipped with a battery status indicator Led.

SETTLEMENT CODE

Complete the code by entering the number corresponding to the desired color in the space provided

STANDARD COLORS



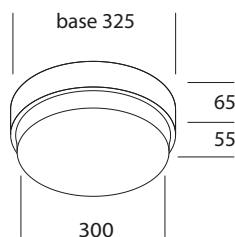
RAL 9007 - Embossed grey: **6**



RAL 9005 - Embossed black: **7**


Rust: **8**

other colors on request

BETA



IP65	TYPE	POWER	FLUX ¹
	E27	1x12W*	1x1320lm*
	LED	11W	1325lm
	LED DM	11W	1325lm
	LED EM	11W	1325lm

CODE	CCT 3000°K CRI>90	CCT 4000°K CRI>90
		
L019 <input type="text"/> .IN	L019 <input type="text"/> .W	L019 <input type="text"/> .N
	L019 <input type="text"/> .WD	L019 <input type="text"/> .ND
	L019 <input type="text"/> .WE1	L019 <input type="text"/> .NE1

Brightest LED versions on request

Other version on request

*Suggested value - light source not supplied
LED EM: emergency 1h standard - 3h on request

¹Nominal luminous flux
LED DM: dimmable DALI - PUSH