

Inti era la divinità Inca del sole, un giorno ordinò ai suoi figli di costruire la capitale del regno. Essi avrebbero dovuto vagare per la terra con un divino bastone d'oro e avrebbero dovuto conficcarlo nel luogo predestinato alla creazione della città. Così nacque Cuzco e si sviluppò la civiltà inca.

Sono partito da questo mito come ispirazione per la nuova famiglia di prodotto per Cangini e Tucci. La scelta dei materiali è stata fondamentale per lo sviluppo della linea. Ho scelto l'ottone come elemento strutturale per l'intera famiglia, sviluppandolo in tre varianti di finitura: lo spazzolato, il brunito ed il ramato. Il vetro è stato trattato con una finitura a gradiente che va sfumando dal bianco opaco al trasparente, in modo da evitare l'abbagliamento quando si guarda direttamente la lampada. Questo processo, così come lo sviluppo di tutti i vetri Cangini e Tucci, è realizzato interamente a mano e rende ogni prodotto diverso dagli altri. Racconta una storia fatta di artigianalità, di cura del dettaglio e di rapporto diretto tra maestro soffiatore e vetro. Eventuali imperfezioni di finitura sono da considerare segni fondamentali di questo racconto perché secondo noi Made in Italy significa soprattutto unicità e fatto a mano. Il terzo materiale è il cemento, utilizzato per realizzare i rosoni, i binari e le basi della piantana, gli elementi che vanno a toccare direttamente la struttura dell'abitazione. L'artigianalità del processo di realizzazione degli elementi in cemento fa sì che ogni pezzo sia unico, differente da tutti gli altri come finitura superficiale e impreziosito da dettagli tipici delle malte cementizie, quali venature e microporosità. Inti è un mix di tradizione artigiana e innovazione tecnologica, l'intera famiglia è stata progettata e realizzata in Italia, fondendo la conoscenza artigiana con metodologie di lavorazione all'avanguardia, quali la stampa 3D e la prototipazione rapida.

*Inti was the Inca divinity of the sun, one day he ordered his sons to build the capital of the kingdom. They would have to wander the earth with a divine stick of gold and would have to stick it in the place predestined for the creation of the city. Thus Cuzco was born and the Inca civilization developed.*

*I started from this myth as inspiration for the new product family for Cangini and Tucci. The choice of materials was fundamental for the development of the line. I chose brass as the structural element for the whole family, developing it in three finishing variants: brushed, burnished and coppered. The glass has been treated with a gradient finish that goes from opaque white to transparent to avoid dazzling when you look directly at the lamp. This process, as well as the development of all Cangini and Tucci glasses, is made entirely by hand and makes each product different from the others. It tells a story of craftsmanship, attention to detail and direct relationship between master blower and glass. Imperfections of finish are to be considered fundamental signs of this story because according to us Made in Italy means above all uniqueness and handmade. The third material is cement, used to make the canopies, the tracks and the bases of the floor lamp, the elements that directly touch the structure of our environments. The craftsmanship of the process of making concrete elements means that each piece is unique, different from all others as a surface finish and embellished with typical details of cement mortars, such as grain and microporosity. Inti is a mix of traditional craftsmanship and technological innovation, the entire family has been designed and built in Italy, combining artisan knowledge with cutting-edge processing methods, such as 3D printing and rapid prototyping.*

*Inti war die Inka-Gottheit der Sonne, eines Tages befahl er seinen Söhnen, die Hauptstadt des Königreichs zu bauen. Sie müssten die Erde mit einem göttlichen Goldstab durchwandern und müssten es an den Ort legen, der für die Erschaffung der Stadt vorbestimmt war. So wurde Cuzco geboren und die Inka-Zivilisation entwickelte sich. Ich begann mit diesem Mythos als Inspiration für die neue Produktfamilie für Cangini und Tucci. Die Wahl der Materialien war grundlegend für die Entwicklung der Linie. Ich wählte Messing als Strukturelement für die ganze Familie und entwickelte es in drei Ausführungsvarianten: gebürstet, brüniert und verkupfert. Das Glas wurde mit einer Verlaufsfarbe behandelt, die von opak weiß bis transparent reicht, um Blendungen beim direkten Blick auf die Lampe zu vermeiden. Dieser Prozess, sowie die Entwicklung aller Cangini und Tucci Gläser, wird komplett von Hand gemacht und macht jedes Produkt anders als die anderen. Es erzählt eine Geschichte von Handwerkskunst, Liebe zum Detail und direkte Beziehung zwischen Meister Gebläse und Glas. Jede Unvollkommenheit des Finishes gilt als Grundpfeiler dieser Geschichte, denn Made in Italy bedeutet für uns vor allem Einzigartigkeit und Handarbeit. Das dritte Material ist Zement, der für die Herstellung der Rosetten, der Schienen und der Sockel der Stehleuchte verwendet wird, die die Struktur des Hauses direkt berühren. Die Kunstfertigkeit des Herstellungsprozesses von Betonelementen bedeutet, dass jedes Stück einzigartig ist, sich von allen anderen als Oberfläche unterscheidet und mit typischen Details von Zementmörteln wie Korn und Mikroporosität versehen ist. Inti ist eine Mischung aus traditioneller Handwerkskunst und technologischer Innovation. Die gesamte Familie wurde in Italien entworfen und gebaut und verbindet handwerkliches Wissen mit modernsten Verarbeitungsmethoden wie 3D-Druck und Rapid Prototyping.*

Инти был божеством инков солнца. Однажды он повелел своим сыновьям построить столицу инков Куско на месте, где упадет божественный золотой клин, который они несли, бродя по земле.

Таким образом появился город Куско и развилась цивилизация инков.

Я начал с этого мифа в качестве вдохновения для новой коллекции для Cangini&Tucci. Выбор материалов был фундаментальным для развития линии. Я выбрал латунь как структурный элемент для всей коллекции, представляя ее в трех вариантах отделки: матовый, полированный и медный. Стекло обработано градиентно и плавно переходит от непрозрачного белого до прозрачного, чтобы добиться более комфортного восприятия света, когда вы смотрите непосредственно на лампу. Этот процесс, а также обработка всех стекол Cangini&Tucci, производится полностью вручную и делает каждый продукт уникальным. В нем рассказывается история мастерства, внимание к деталям и прямая связь между мастером и стеклом. Любые несовершенства отделки должны считаться неотъемлемыми признаками этой истории, потому что made in Italy означает прежде всего уникальность и ручную работу. Третий материал - цемент, используемый для изготовления потолочных оснований и основания торшеров, элементов, которые интегрируются непосредственно в структуру дома. Каждый элемент из бетона также неповторим и отличается друг от друга по своей текстуре и пористости - типичным характеристикам цементных растворов. Inti - это сочетание традиционного мастерства и технологических инноваций, вся коллекция была спроектирована и произведена в Италии, сочетая знания ручного производства с передовыми методами обработки.



XXL1463.1L



1460.2L

GIG1463.1L



1469MX.3L



AP1460.2L

GIG1453.1L



1459MX.3L



AP1461.1L



AP1451.1L



1459MX.3L



1469MX.3L

AP1460.2L



1467.3L





1450.2L





# INTI rosoni in cemento - cavo nero in gomma / cement canopies - black rubber cable

STRUTTURA IN OTTONE DISPONIBILE / BRASS STRUCTURE AVAILABLE:

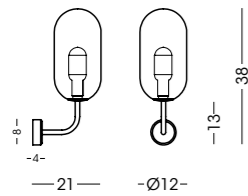
ottone spazzolato brushed brass - bronzo brunito burnished bronze - rame opaco matt copper

PER UNA LUCE DIFFUSA UNIFORME CONSIGLIAMO LAMPADINE OPALINE A LED TIPO PHILIPS 75W 2.700K

FOR A UNIFORM DIFFUSED LIGHT WE RECOMMEND OPAL LIGHT LED BULBS LIKE PHILIPS 75W 2.700K

\* I LUMEN INDICATI CORRISPONDONO ALL'INTENSITÀ LUMINOSA ALL'ORIGINE DELLA SCHEDA LED

\* LUMEN INDICATED CORRESPONDS TO THE LUMINOUS INTENSITY AT THE ORIGIN OF THE LED BOARD



## AP1451.1L

Applique / Wall lamp

L12 cm - P21 cm - H38 cm

1 E27 x max 70W 220-240V

CE IP20 1m



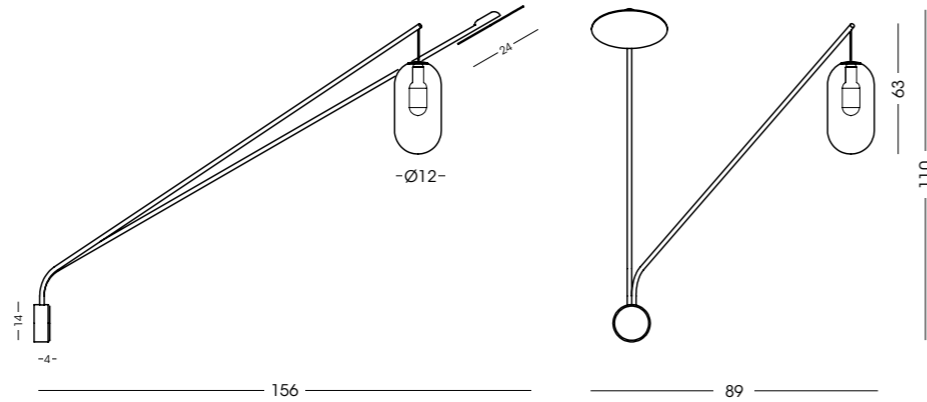
## 1453.1L

Sospensione / Hanging lamp

vetro/glass Ø12 H23 cm - cavo/cable 150 cm

1 E27 x max 70W 220-240V

CE IP20 1m



## AP1450.2L

Applique / Wall lamp

L89 cm - P156 cm - H110 cm

1 E27 x max 70W 220-240V

1x LED 8,7W - 2700 K - 530 lm\* - 230V

Dimmerabilità: a taglio di fase / Dimmerability: with phase cutting

CE IP20 1m




## GIG1453.1L

Sospensione / Hanging lamp

vetro/glass Ø15 H30 cm - cavo/cable 150 cm

1 E27 x max 70W 220-240V

CE IP20 1m



## XXL1453.1L

Sospensione / Hanging lamp

vetro/glass Ø18 H35 cm - cavo/cable 150 cm

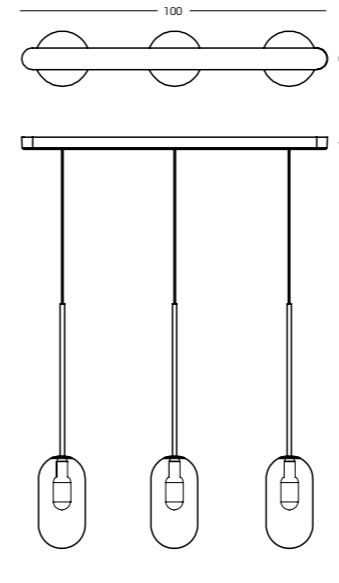

1 E27 x max 70W 220-240V

CE IP20 1m

Colori vetro disponibili / Available glass colours



Finitura ottone disponibile / Available brass finish



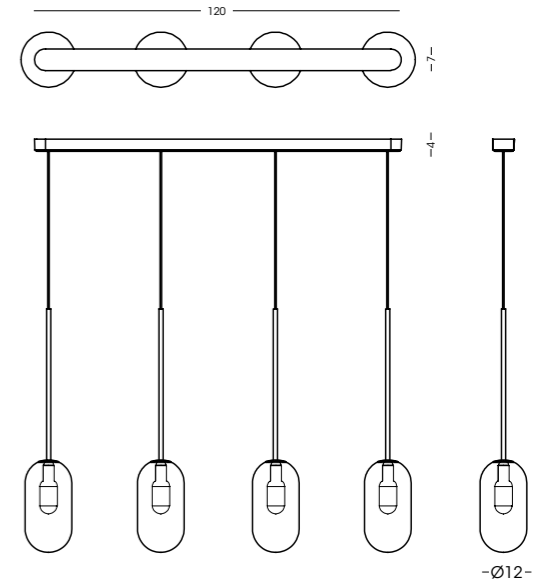
## 1457.3L

Binario a soffitto / Ceiling track

vetro/glass Ø12 H23 cm - cavo/cable 150 cm

3 E27 x max 70W 220-240V

CE IP20 1m



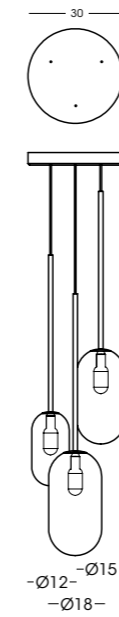
## 1457.4L

Binario a soffitto / Ceiling track

vetro/glass Ø12 H23 cm - cavo/cable 150 cm

4 E27 x max 70W 220-240V

CE IP20 1m



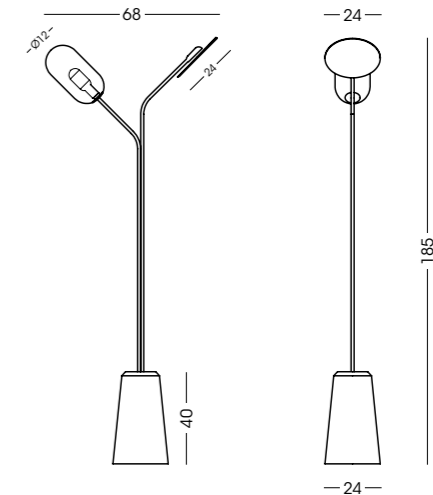
## 1459MX.3L

Plafoniera / Ceiling lamp

vetro/glass Ø12/15/18 cm - cavo/cable 150 cm

3 E27 x max 70W 220-240V

CE IP20 1m



## 1450.2L

Piantana / Floor lamp

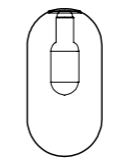
L24 - P68 - H185 cm

1 E27 x max 70W 220-240V

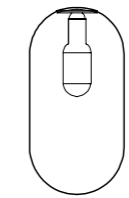
1x LED 8,7W - 2700 K - 530 lm\* - 230V

Dimmerabilità: a taglio di fase / Dimmerability: with phase cutting

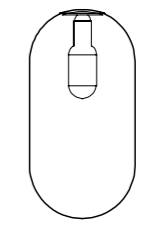
CE IP20 1m



MODELLO A (E27)



MODELLO A GIG (E27)



MODELLO A XXL (E27)

# INTI **rosoni in cemento - cavo nero in gomma / cement canopies - black rubber cable**

STRUTTURA METALLICA DISPONIBILE / AVAILABLE METAL STRUCTURE:

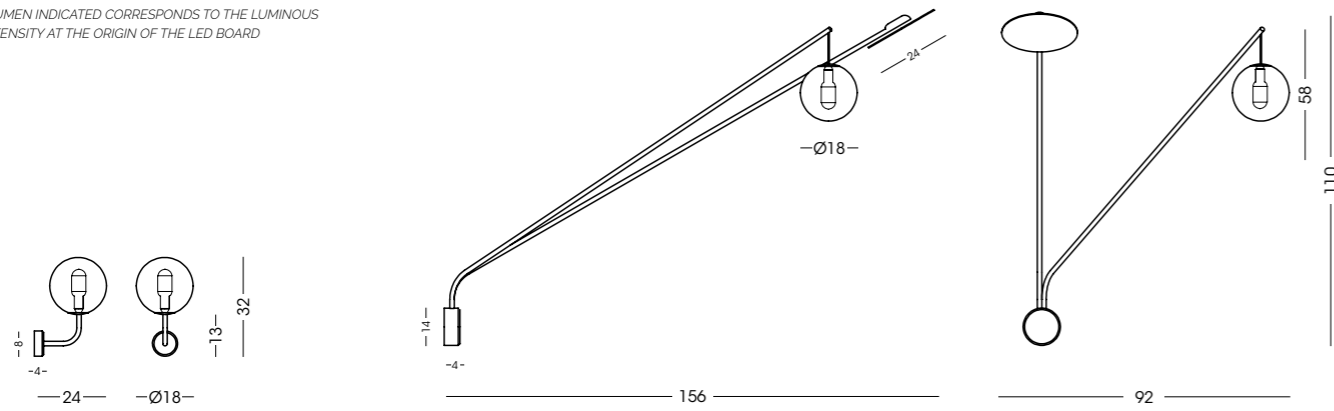
ottone spazzolato brushed brass - bronzo brunito burnished bronze - rame opaco matt copper

PER UNA LUCE DIFFUSA UNIFORME CONSIGLIAMO LAMPADINE OPALINE A LED TIPO PHILIPS 75W 2.700K

FOR A UNIFORM DIFFUSED LIGHT WE RECOMMEND OPAL LIGHT LED BULBS LIKE PHILIPS 75W 2.700K

\* I LUMEN INDICATI CORRISPONDONO ALL'INTENSITÀ LUMINOSA ALL'ORIGINE DELLA SCHEDA LED

\* LUMEN INDICATED CORRESPONDS TO THE LUMINOUS INTENSITY AT THE ORIGIN OF THE LED BOARD



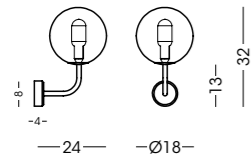
## AP1461.1L

Applique / Wall lamp

L18 cm - P24 cm - H32 cm

1 E14 x max 42W 220-240V

CE IP20 1m



## AP1460.2L

Applique / Wall lamp

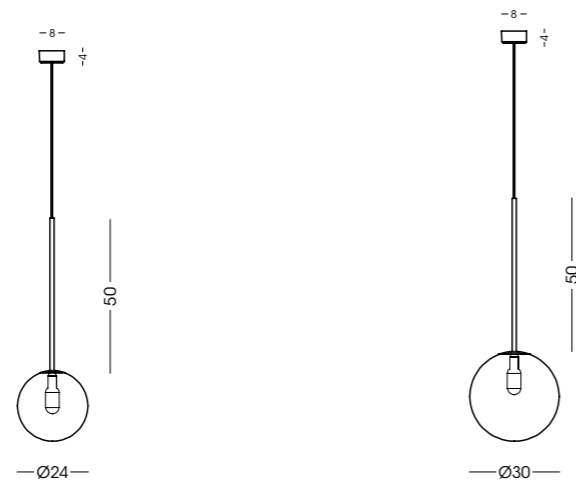
L92 cm - P156 cm - H110 cm

1 E14 x max 42W 220-240V

1x LED 8,7W - 2700 K - 530 lm\* - 230V

Dimmerabilità: a taglio di fase / Dimmerability: with phase cutting

CE IP20 1m



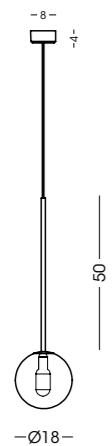
## 1463.1L

Sospensione / Hanging lamp

vetro/glass Ø18 cm - cavo/cable 150 cm

1 E14 x max 42W 220-240V

CE IP20 1m



## GIG1463.1L

Sospensione / Hanging lamp

vetro/glass Ø24 cm - cavo/cable 150 cm

1 E27 x max 70W 220-240V

CE IP20 1m



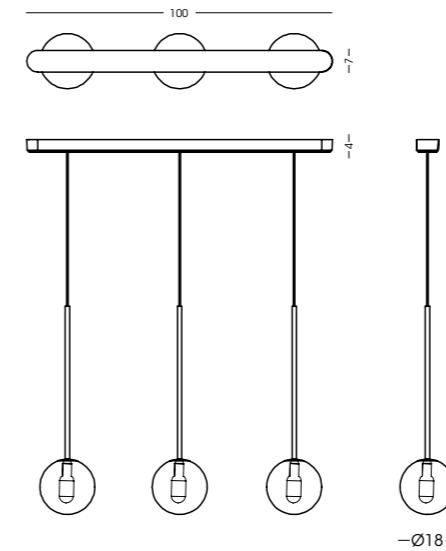
## XXL1463.1L

Sospensione / Hanging lamp

vetro/glass Ø30 cm - cavo/cable 150 cm

1 E27 x max 70W 220-240V

CE IP20 1m



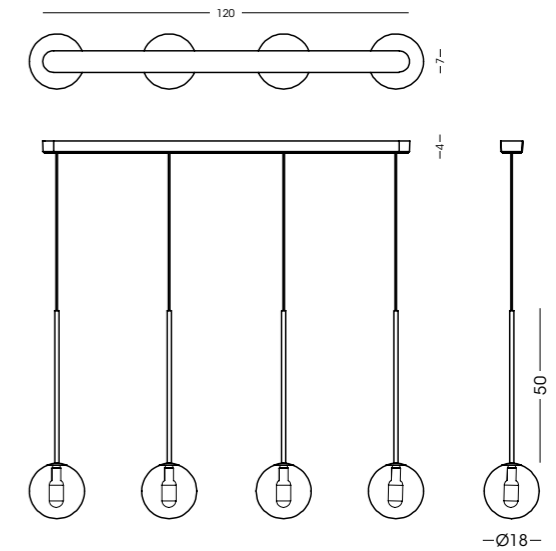
## 1467.3L

Binario a soffitto / Ceiling track

vetro/glass Ø18 cm - cavo/cable 150 cm

3 E14 x max 42W 220-240V

CE IP20 1m



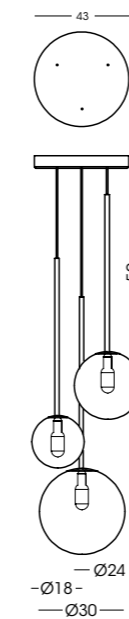
## 1467.4L

Binario a soffitto / Ceiling track

vetro/glass Ø18 cm - cavo/cable 150 cm

4 E14 x max 42W 220-240V

CE IP20 1m



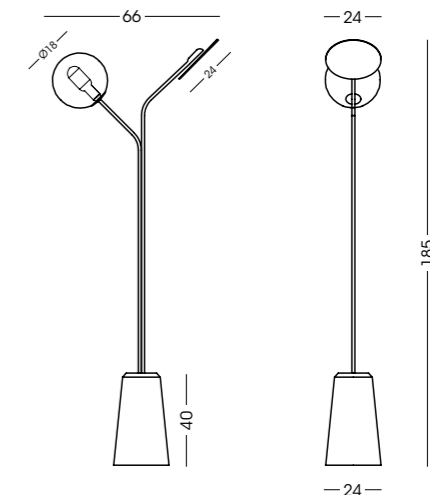
## 1469MX.3L

Plafoniera / Ceiling lamp

vetro/glass Ø18/24/30 cm - cavo/cable 150 cm

1 E14 x max 42W 2 E27 x max 70W 220-240V

CE IP20 1m



## 1460.2L

Piantana / Floor lamp

L24 - P66 - H185 cm

1 E14 x max 42W 220-240V

1x LED 8,7W - 2700 K - 530 lm\* - 230V

Dimmerabilità: a taglio di fase / Dimmerability: with phase cutting

CE IP20 1m

Colori vetro disponibili / Available glass colours



Finitura ottone disponibile / Available brass finish

