


# A P P A R A T U S



AGED BRASS

## ARROW

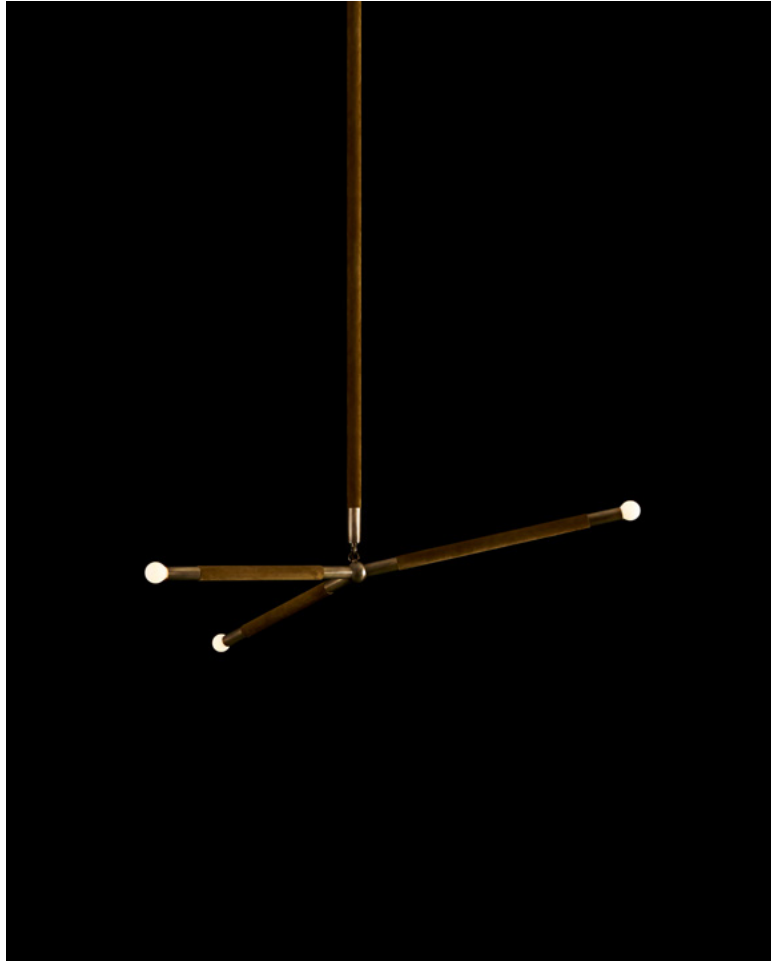
REFERENCE

THE SENSUAL VERSUS THE MACHINE MADE  
CONSTELLATION SAGITTA


COMPOSITION

ROBUST TUBULAR BRASS  
OPTIONAL HAND-WRAPPED LEATHER OR SUEDE  
COUNTER-BALANCED BY INTERNAL WEIGHTS

A P P A R A T U S

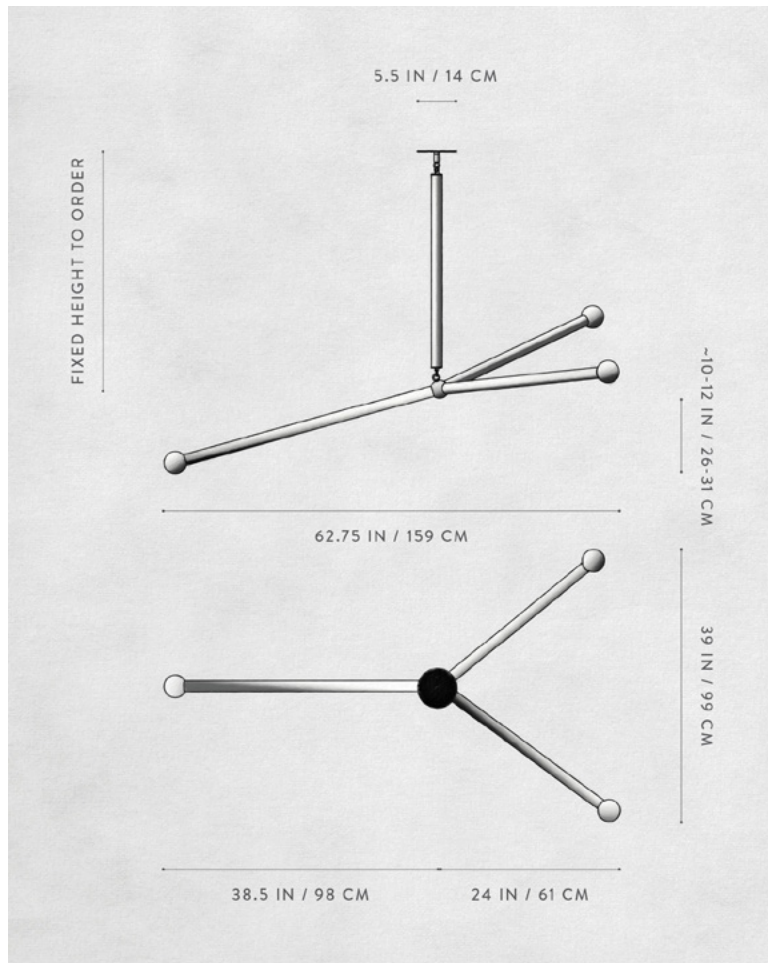


ARROW : SMALL, AGED BRASS / BRONZE SUEDE



ARROW : INSTALLATION, BLACKENED BRASS | TARNISHED SILVER / PEWTER SUEDE

# A P P A R A T U S



ARROW : LARGE

## DIMENSIONS

39 W, 62.75 L IN  
99 W, 159 L CM  
HEIGHT TO ORDER  
APPROX. 30 LBS / 14 KG

## WEIGHT

## PRICE

FROM £7300 BRASS  
FROM £8550 W/ LEATHER OR SUEDE

## MINIMUM HEIGHT INCLUDES ADD HEIGHT

15 IN  
60 IN  
£10 / IN BRASS  
£30 / IN LEATHER

## VOLTAGE

120-240  
UL / CE

## LAMPING BULB INCLUDED

MAX 40W  
3 X 6W DIMMABLE LED BULB  
480 LUMENS EACH  
2000 - 2800K  
120V : E26 SPHERE II : MATTE WHITE  
240V : E27 SPHERE II : MATTE WHITE  
15,000 HOURS

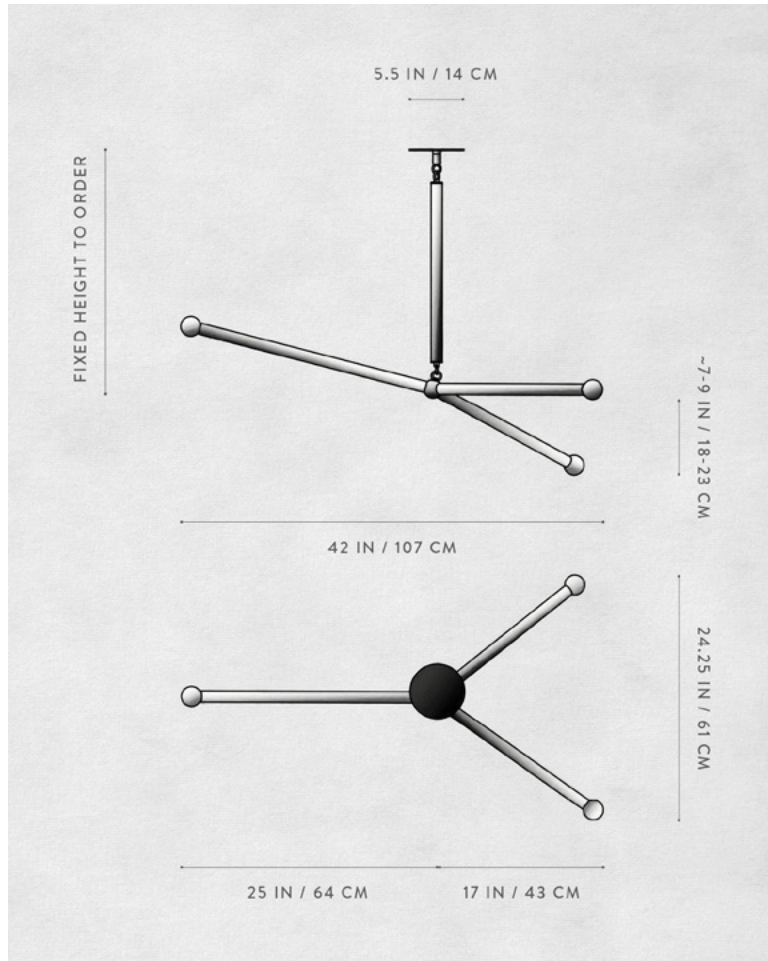
## BULB LIFE

## DEPOSIT BALANCE LEAD TIME

50% UPON ORDER  
DUE PRIOR TO SHIPPING  
PLEASE REFER TO WEBSITE

FINISHED AND ASSEMBLED BY HAND IN NY  
DOMESTIC AND IMPORTED COMPONENTS

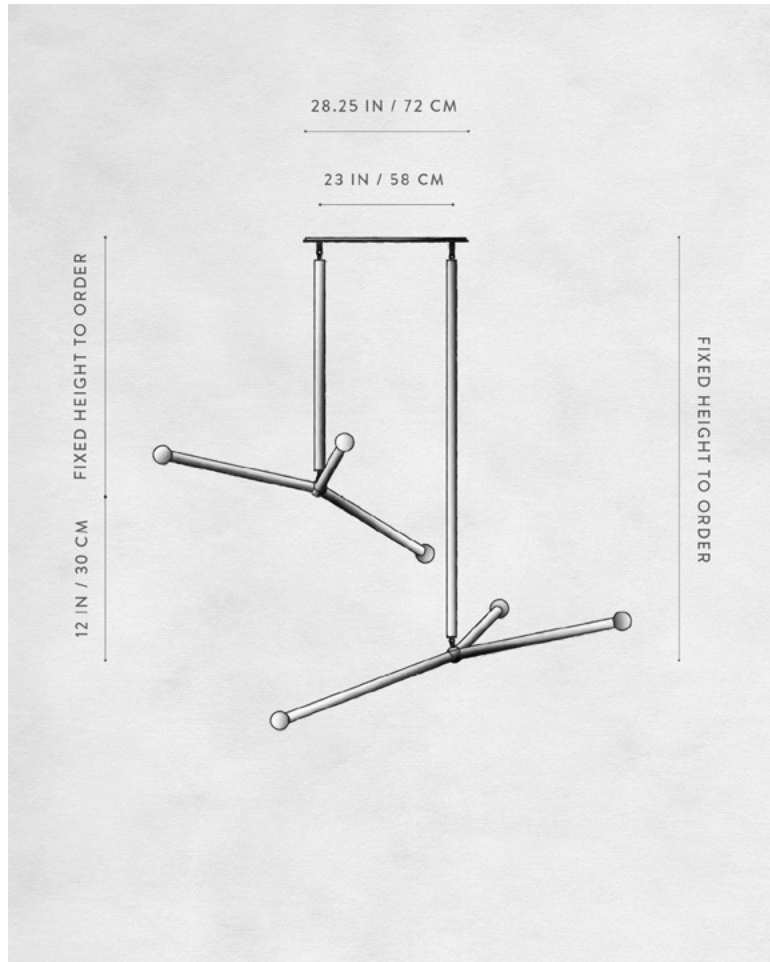
# A P P A R A T U S



	ARROW : SMALL
DIMENSIONS	24.25 W, 42 L IN 61 W, 107 L CM HEIGHT TO ORDER
WEIGHT	APPROX. 20 LBS / 9 KG
PRICE	FROM £5850 BRASS FROM £6750 W/ LEATHER OR SUEDE
MINIMUM HEIGHT INCLUDES	13 IN 60 IN
ADD HEIGHT	£10 / IN BRASS £30 / IN LEATHER
VOLTAGE	120-240 UL / CE
LAMPING BULB INCLUDED	MAX 40W 3 X 3.8W DIMMABLE LED BULB 220 LUMENS EACH 2000 - 2800K 120V : E12 SPHERE I : MATTE WHITE 240V : E14 SPHERE I : MATTE WHITE
BULB LIFE	15,000 HOURS
DEPOSIT	50% UPON ORDER
BALANCE	DUE PRIOR TO SHIPPING
LEAD TIME	PLEASE REFER TO WEBSITE

FINISHED AND ASSEMBLED BY HAND IN NY  
DOMESTIC AND IMPORTED COMPONENTS

# A P P A R A T U S



ARROW : INSTALLATION - LARGE / LARGE

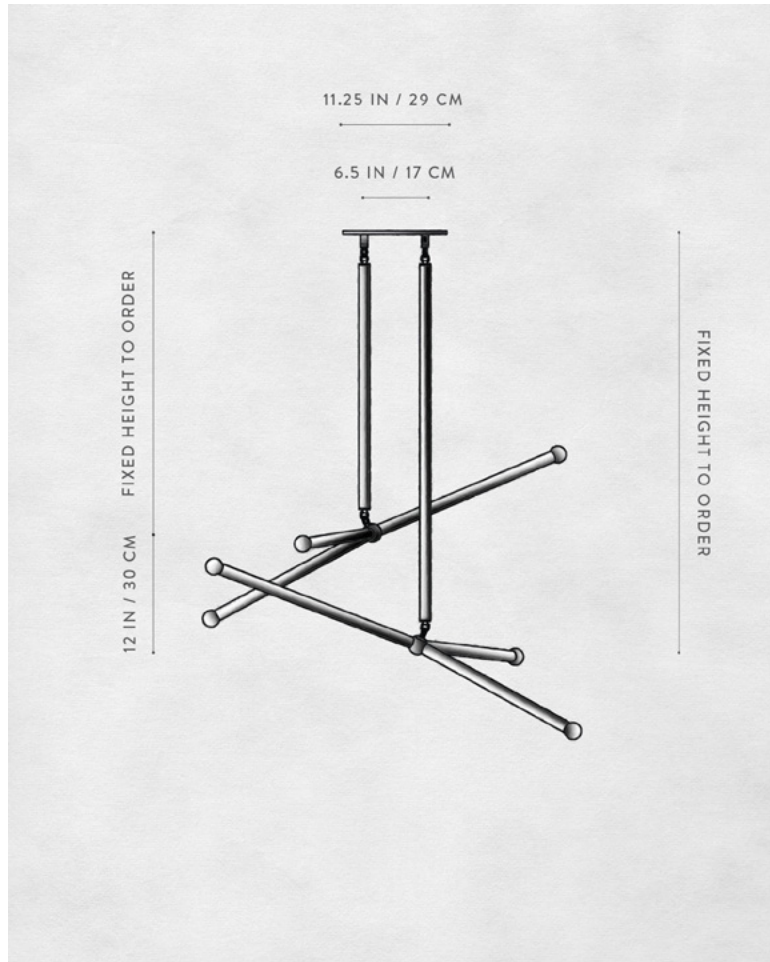
## DIMENSIONS

ARROW : INSTALLATION

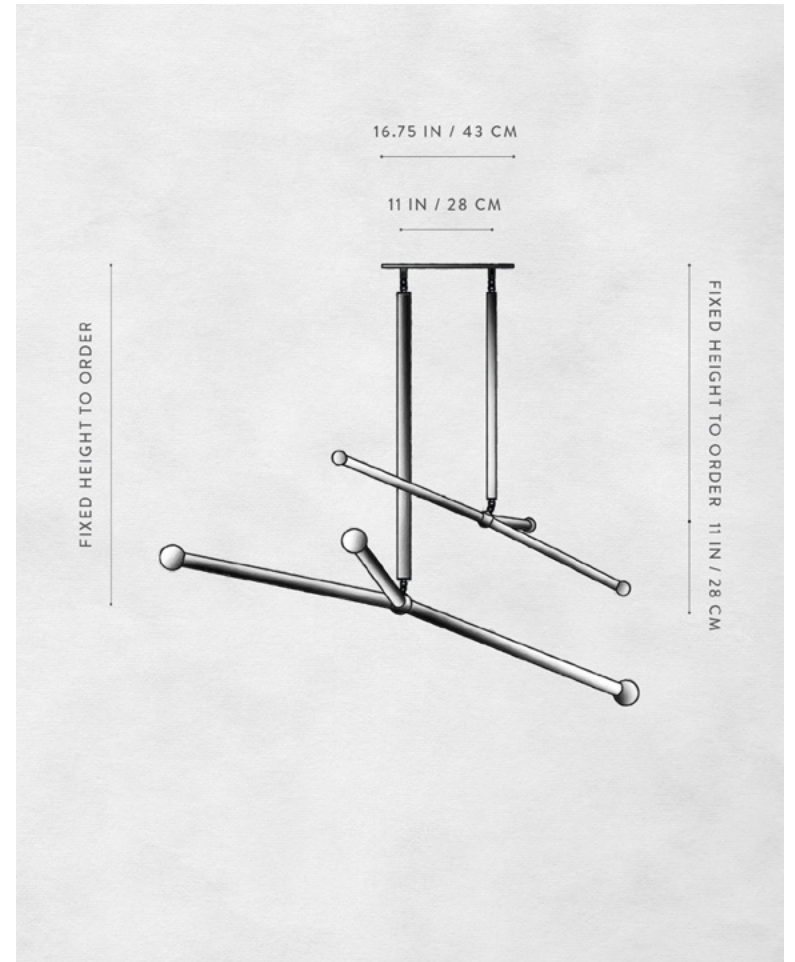
AN ARRANGEMENT OF TWO ARROW FIXTURES  
THREE CANOPY SIZES AVAILABLE

PLEASE INQUIRE TO BEGIN THE DESIGN PROCESS

# A P P A R A T U S



ARROW : INSTALLATION - SMALL / SMALL




ARROW : INSTALLATION - LARGE / SMALL

# A P P A R A T U S




AGED BRASS



OIL-RUBBED BRONZE



BLACKENED BRASS




TARNISHED SILVER




LEATHER - CANE



LEATHER - SADDLE



LEATHER - TAUPE



LEATHER - BLACK



SUEDE - ICE



SUEDE - PEWTER



SUEDE - BRONZE



SUEDE - SEPIA



SUEDE - JUNIPER



SUEDE - PLUM



SUEDE - BLACK

METAL

LEATHER

SUEDE

ARROW

AGED BRASS [WAXED]  
 OIL-RUBBED BRONZE [WAXED]  
 BLACKENED BRASS [WAXED]  
 TARNISHED SILVER [LACQUERED] ADD 35%

CANE  
 SADDLE  
 TAUPE  
 BLACK

ICE  
 PEWTER  
 BRONZE  
 SEPIA  
 JUNIPER  
 PLUM  
 BLACK