

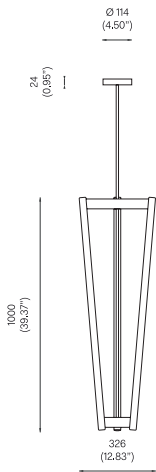


TUBE CHANDELIER, 2006

Satin Brass.  
Pendant rod length to order.

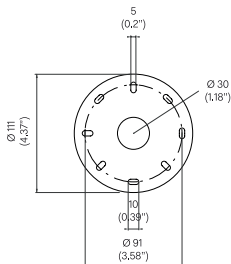


OVERALL DIMENSIONS

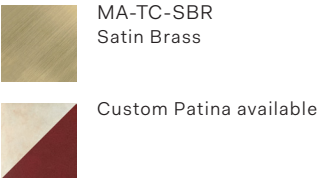


BACKPLATE DIMENSIONS

Mounting screws not included  
5mm countersunk screw recommended



MATERIALS AND FINISHES



BULB SPECIFICATIONS

Bulb specifications 120V / 240V  
S14s opal LED tube  
Radium Raledina 15W / 1000mm ø29mm  
1000 lm / 2700K

PRODUCT SPECIFICATIONS

Input voltage: 120V / 240V  
Maximum wattage: 120W  
120V / 240V dimmable LED triac  
Product weight: 6kg

Please supply required drop length of fixture,  
measured from the ceiling to bottom fitting at  
time of order.

Minimum total drop length 1100mm.  
Maximum total drop length 2980mm.

Please allow 25mm tolerance of drop length.

CLEANING INSTRUCTIONS

Before cleaning, lighting fixtures must  
be turned off and unplugged from mains  
electricity. Whilst cleaning please take care  
and use the gloves provided.

Satin Brass: Use a Scotch Brite pad and gently  
rub the pad in the direction of the grain.  
Repeat until the natural patina is removed.  
On rubbing the Scotch Brite to the brass,  
grains will occur. The colour of the product  
will temporarily get lighter until it re-oxidises.

Glass tube: Remove the bulb from the  
product. Using a lightly damp cloth, clean only  
the outside of the tube. Only put the bulb back  
on the product once it is fully dry.