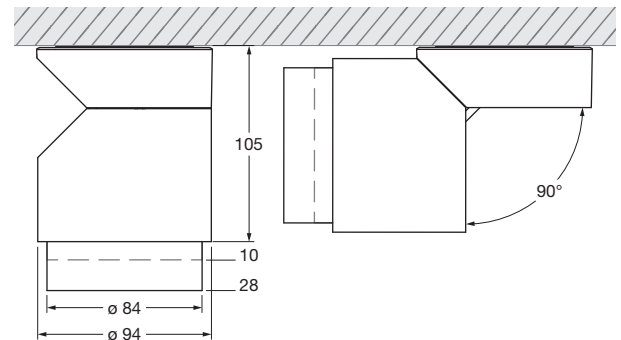



lui volto VOLT datasheet

LED ceiling spotlight with cylindrical head and replaceable optics. Version for mounting on plaster surfaces; connection to 230 V AC / 50 Hz mains voltage; dimmable via trailing-edge phase-cut dimmer*.

The lui volto is freely rotatable (with stop) and pivotable by up to 90° on the vertical axis. There are two optics to choose from: The zoom optic, which offers a continuous beam of light that can be set from 20° to 60°, and the lens optic, which has an internal lens combined with various inserts. The optics and optical components can be replaced without any tools, using a simple mechanism. The VOLT light engine is replaceable.



— zoom optic - - lens optic

dimensions in mm

technical data lui volto VOLT

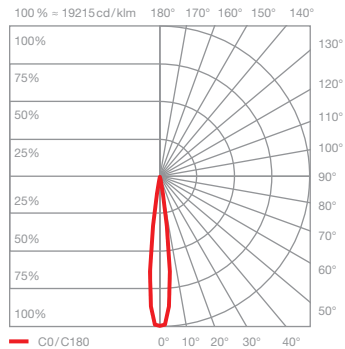

properties	material	aluminium, steel chrome-plated, painted or anodised, plastic, glass, optical plastic
	turning range body	360° (with stop)
	movability head	90° (with stop)
	weight	1.1 kg
surface	head	shiny chrome, matt white, matt black
	optic	matt gold, rose gold, bronze, shiny chrome, matt chrome, matt white, matt black, phantom, black phantom
VOLT light engine	average life time	> 40.000 hrs
	energy efficiency class (luminous efficiency)	G (zoom optic 37 lm/W, lens optic 47 lm/W)
	power	LED 18W / 13W**
	color rendering index	perfect color; CRI Ra 97
	color temperature (color consistency)	2700 K, 3000 K (2-step)
electricity	dimming	rotary control at the back of the head or external with trailing edge phase-cut dimmer*
	connection	operation at 230 V AC / 50 Hz
	power factor power supply (cos φ1)	0.9
	flicker / stroboscopic effect	1 (PstLM) / 0.9 (SVM)
	permitted operating conditions	max. 30°C for indoor use only

* For a list of compatible dimmers, see www.occhio.de/dim_en ** version shiny chrome, rose gold, bronze, phantom, black phantom

lui volto VOLT overview inserts

	zoom	C 80	C 60	S 80	S 60	S 40	S 30
lui head							
zoom optic							
lens optic							
small lens medium							
small lens high							
soft edge glass							
clear glass							
fresnel lens							
	zoom	80°, contour	60°, contour	80°, soft	60°, soft	40°, soft	30°, soft

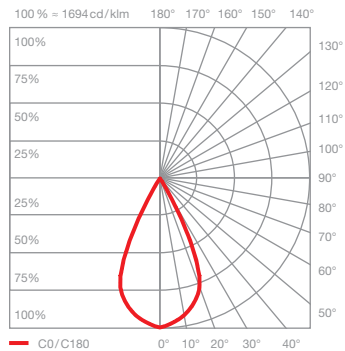

lui volto VOLT lighting effects



Z20 soft
directed light with soft contour beam angle
(approx. 20°)

inserts: zoom lens
soft edge glass

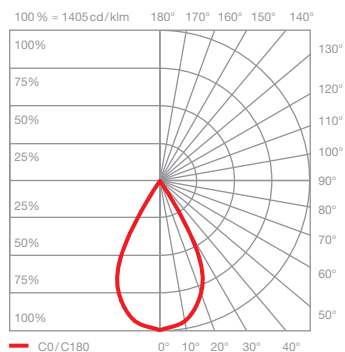

luminous flux: perfect color 18W 560lm
perfect color 13W 420lm



Z60 soft
directed light with soft contour beam angle
(approx. 60°)

inserts: zoom lens
soft edge glass

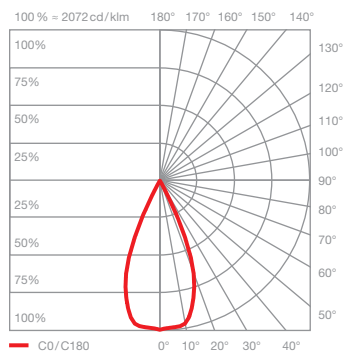

luminous flux: perfect color 18W 560lm
perfect color 13W 420lm



C80 contour
directed light with contour beam angle
(approx. 80°)

inserts: lens optic
small lens medium
clear glass

luminous flux: perfect color 18W 720lm
perfect color 13W 530lm

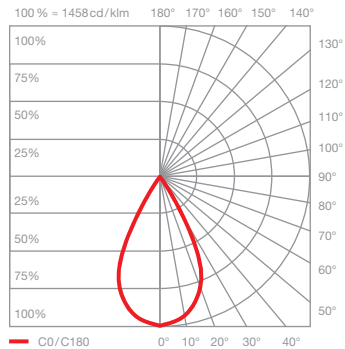



C60 contour
directed light with contour beam angle
(approx. 60°)

inserts: lens optic
small lens high
clear glass

luminous flux: perfect color 18W 720lm
perfect color 13W 530lm

lui volto VOLT lighting effects

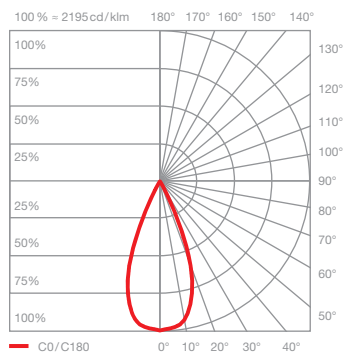



S80 soft

directed light with soft contour beam angle (approx. 80°)

inserts: lens optic
small lens medium
soft edge glass

luminous flux: perfect color 18W 720lm
perfect color 13W 530lm

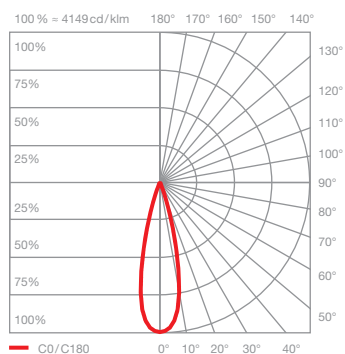



S60 soft

directed light with soft contour beam angle (approx. 60°)

inserts: lens optic
small lens high
soft edge glass

luminous flux: perfect color 18W 720lm
perfect color 13W 530lm

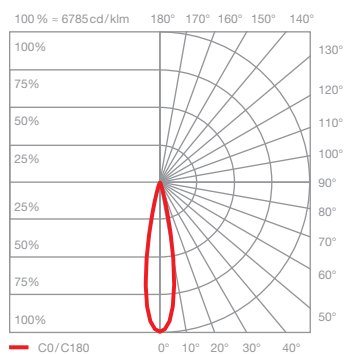


S40 soft

directed light with soft contour beam angle (approx. 40°)

inserts: lens optic
small lens medium
fresnel lens

luminous flux: perfect color 18W 600lm
perfect color 13W 450lm



S30 soft

directed light with soft contour beam angle (approx. 30°)

inserts: lens optic
small lens high
fresnel lens

luminous flux: perfect color 18W 630lm
perfect color 13W 470lm