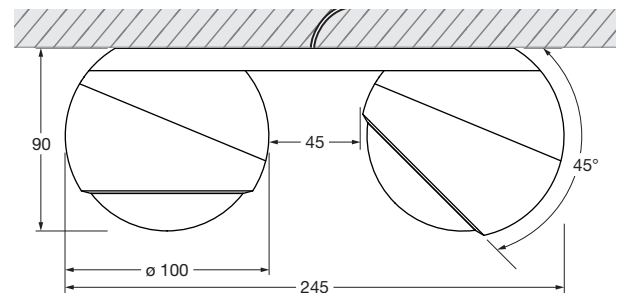


## io giro doppio VOLT datasheet

LED ceiling spotlight with two spherical heads and lens optics. Version for mounting on plaster surfaces; connection to 230 V AC mains voltage; dimmable via trailing-edge phase-cut dimmer\*.

Thanks to the almost invisible division of the two halves of the sphere, the heads are freely rotatable (with stop) and pivotable by up to 45° on the vertical axis. Lighting effect through optional inserts can be changed at any time using a simple mechanism; the VOLT light engine is replaceable.



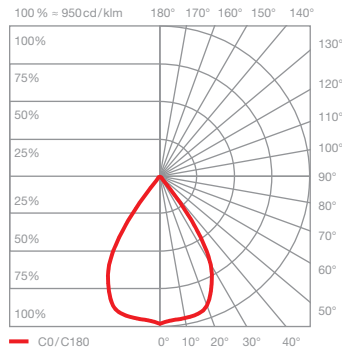

Dimensions in mm

### technical data io giro doppio VOLT

properties	material	aluminium chrome-plated, painted or anodised, plastic, glass, optical plastic
	turning range	360° (with stop)
	movability	45° (with stop)
	weight	1.45 kg
surface	head	matt gold, rose gold, bronze, shiny chrome, glossy white and matt white (bicolor), matt white, matt black, phantom, black phantom
	base	matt white, matt black
VOLT light engine	average life time	> 40.000 hrs
	energy efficiency class (luminous efficiency)	G (59 lm / W)
	power	LED 2 × 13 W
	color rendering index	perfect color; CRI Ra 97
	color temperature (color consistency)	2700 K, 3000 K (2-step)
electricity	dimming	trailing-edge phase cut dimmer*
	connection	operation at 230 V AC / 50 Hz
	power factor power supply (cos φ1)	0.9
	flicker / stroboscopic effect	1 (PstLM) / 0.9 (SVM)
	permitted operating conditions	max. 30°C for indoor use only

\* For a list of compatible dimmers, see [www.occhio.de/dim\\_en](http://www.occhio.de/dim_en)

## io giro doppio VOLT lighting effects

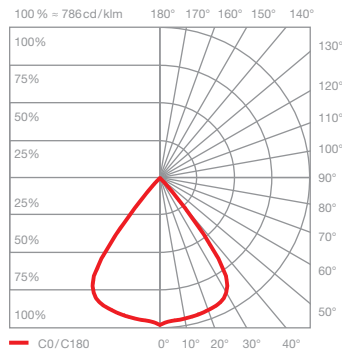



**io C**  
directed light with contour beam angle  
(approx. 80°)\*

inserts: lens

luminous flux: perfect color 2 × 13 W 650 lm

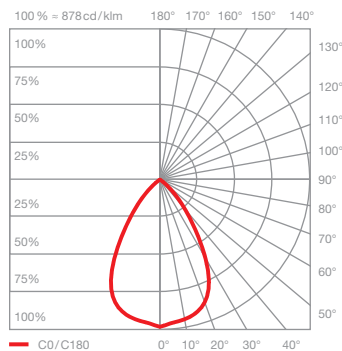

\*without aperture



**io C with soft edge glass**  
directed light with soft contour beam angle  
(approx. 80°)

inserts: lens  
soft edge glass

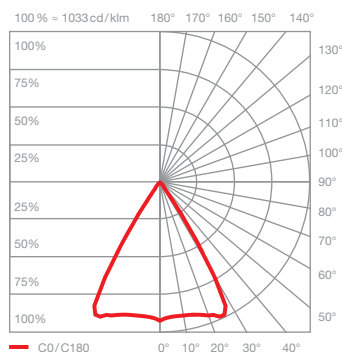

luminous flux: perfect color 2 × 13 W 580 lm



**io C with satinised glass**  
directed light with soft contour beam angle  
(approx. 100°)

inserts: lens  
satinised glass

luminous flux: perfect color 2 × 13 W 510 lm



**io C with fresnel lens**  
bundled light beam angle approx. 60°

inserts: lens  
fresnel lens

luminous flux: perfect color 2 × 13 W 560 lm