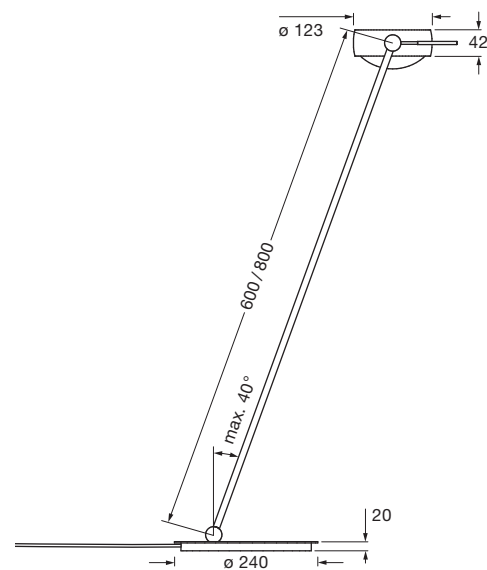


## Sento tavolo datasheet

LED table or floor luminaire, connection via power supply unit (converter) with wall plug. Modular LED head-body-system allows free combination of different surfaces of head, body and base. Removable head for configuration and maintenance purposes, LED changeable. Heads available with one sided or double sided light output, power of light source 18W.

Lighting effect changeable by using optional inserts, dichroic color filters can be added. Adjustment via heat-decoupled carbon pin (fixation of head against rotation optional). Switch- and dimmable via »touchless control« with gestures at the head.



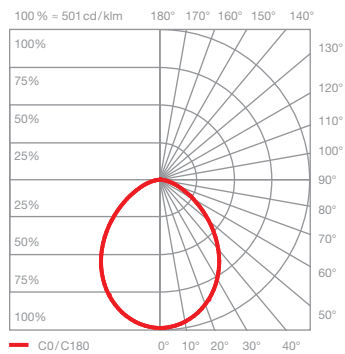

dimensions in mm

### technical data Sento tavolo

properties	material	aluminium, steel chrome-plated, painted or anodised, plastic, glass, optical plastic
	length	600 / 800 mm
	swivel range, rotation head	max. 40°, 360°
	weight	6.5 kg
surface	head	matt gold, rose gold, bronze, shiny chrome, matt chrome, glossy white, matt white, matt black, phantom, black phantom
	body	matt white, matt black, shiny chrome, matt chrome
	base	shiny chrome, glossy white, matt chrome, matt white, matt black
	cable	matt white, matt black, transparent
Occhio LED	average life time	> 50.000 hrs
	energy efficiency class (luminous efficiency)	G (head single sided 62 lm / W, head double sided 69 lm / W)
	power	LED 18 W (incl. Occhio power supply unit approx. 22 W, standby < 0.5 W)
	color rendering index	perfect color; CRI Ra 97      high flux; CRI Ra 85
	color temperature (color consistency)	2700, 3000 K (2-step)      3000, 3500, 4000 K (2-step)
electricity	dimming	»touchless control« and Occhio air (optional)
	power supply plug unit	with integrated converter, cable length 180 cm, for use with 230 V AC
	power factor power supply (cos φ1)	0.9
	flicker / stroboscopic effect	1 (PstLM) / 0.9 (SVM)
	permitted operating conditions	max. 30°C for indoor use only

## Sento tavolo lighting effects

 head single sided

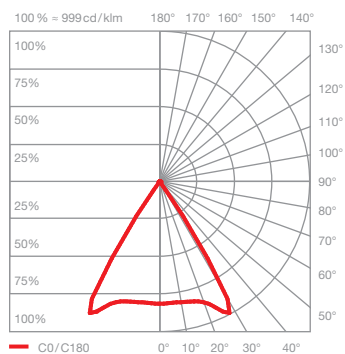


### Sento B

diffuse light

insert: diffusor glass

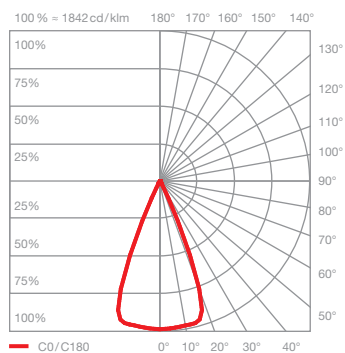

luminous flux: perfect color 18 W 1000lm  
high flux 18 W 1370lm



### Sento C

directed light  
beam angle approx. 80°

insert: lens  
luminous flux: perfect color 18 W 1140lm  
high flux 18 W 1570lm

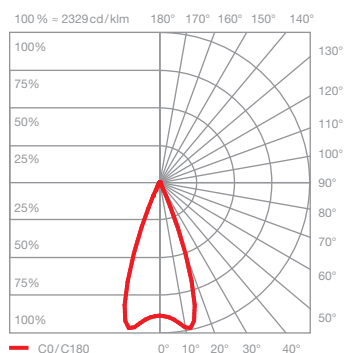


### Sento S40

directed light  
beam angle approx. 40°

insert: spot lens, lens  
soft edge glass

luminous flux: perfect color 18 W 1130lm  
high flux 18 W 1560lm



### Sento S30

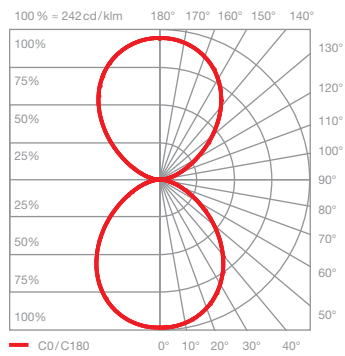

directed light  
beam angle approx. 30°

insert: spot lens, lens  
fresnel lens

luminous flux: perfect color 18 W 1110lm  
high flux 18 W 1530lm

## Sento tavolo lighting effects

 head double sided

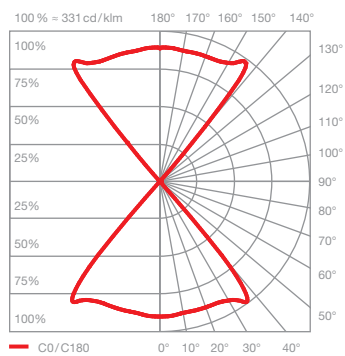



### Sento A

diffuse light in both directions

insert: diffusor glass  
diffusor glass

luminous flux: perfect color 18 W 1090 lm  
high flux 18 W 1500 lm

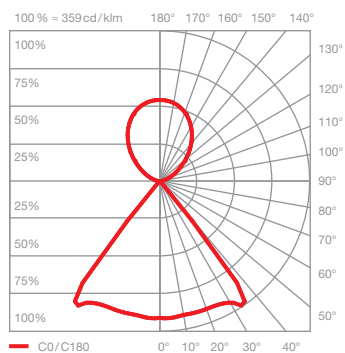



### Sento D

directed light in both directions  
beam angle approx. 80°

insert: lens  
lens

luminous flux: perfect color 18 W 1270 lm  
high flux 18 W 1750 lm



### Sento E

diffuse up light  
directed down light  
beam angle approx. 80°

insert: diffusor glass  
lens

luminous flux: perfect color 18 W 1170 lm  
high flux 18 W 1620 lm