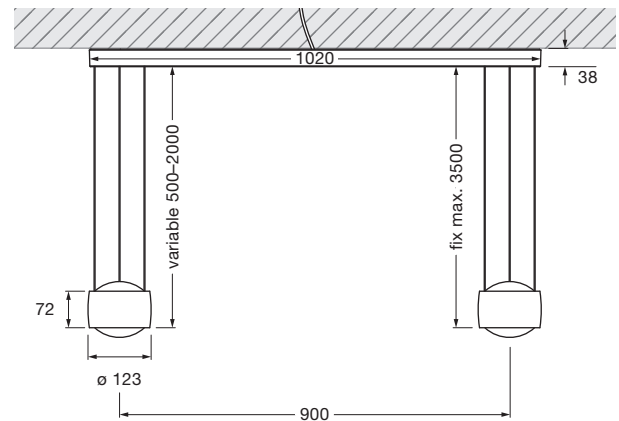


Sento sospeso due datasheet

LED system-suspended luminaire with double sided light output, luminous power 32 W per head. Ratio of up and down light adjustable. Lighting effect changeable via optional inserts.

due-version with height adjustment LED suspended luminaire freely height adjustable incl. power supply unit (converter) integrated in ceiling canopy, mounting on fixed ceiling, connection to 230 V. Remote dimmable via trailing edge phase-cut dimmer or with synchronous gestures »touchless fading« on the head.

due-version with fixed length LED suspended luminaire with a fixed adjustable height incl. power supply unit (converter) integrated in ceiling canopy, mounting on fixed ceiling, connection to 230 V. Remote dimmable via trailing edge phase-cut dimmer or with synchronous gestures »touchless fading« on the head.



Canopy width: 120

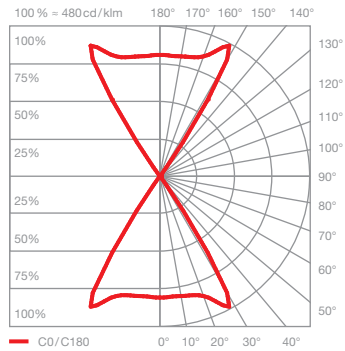
dimensions in mm

technical data Sento sospeso due

properties	material	aluminium, steel chrome-plated, painted or anodised, plastic, glass, optical plastic
	height adjustment (variable)	500 – 2000 mm (variable)
	height setting (fix)	max. 3500 mm (can be adjusted during fitting)
	weight	variable: 10.2 kg / fix: 10.7 kg
surface	head	shiny chrome, matt chrome, glossy white, matt white, matt black, matt gold, rose gold, bronze, phantom, black phantom
	canopy	matt white
Occhio LED	average life time	> 50.000 hrs
	energy efficiency class (luminous efficiency)	G (72 lm / W)
	power	LED 2 x 32 W (incl. Occhio power supply unit approx. 2 x 38 W, standby < 0.5 W) / LED 2 x 26 W* (incl. Occhio power supply unit approx. 2 x 34 W, standby < 0.5 W)
	color rendering index	perfect color; CRI Ra 97 high flux; CRI Ra 85
	color temperature (color consistency)	2700, 3000 K (2-step) 3000, 3500, 4000 K (2-step)
electricity	dimming	»touchless control« and Occhio air (optional) or via trailing-edge phasecut dimmer**
	power supply unit	integrated, for use with 230 V AC
	power factor power supply (cos φ1)	0.9
	flicker / stroboscopic effect	1 (PstLM) / 0.9 (SVM)
	permitted operating conditions	max. 30°C for indoor use only

* version chrome, rose gold, bronze, phantom, black phantom ** For a list of compatible dimmers, see www.occhio.de/dim_en, trailing-edge phasecut dimmer and Occhio air not combinable

Sento sospeso due lighting effects



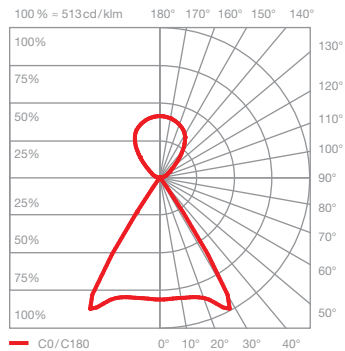
Sento D

directed light in both directions beam angle approx. 80°

inserts: lens
lens

luminous flux: perfect color 2 × 32 W 2070 lm
high flux 2 × 32 W 2920 lm

perfect color 2 × 26 W 1690 lm
high flux 2 × 26 W 2300 lm



Sento E

diffuse up light directed down light beam angle approx. 80°

inserts: satinised glass
lens

luminous flux: perfect color 2 × 32 W 1940 lm
high flux 2 × 32 W 2730 lm

perfect color 2 × 26 W 1580 lm
high flux 2 × 26 W 2150 lm