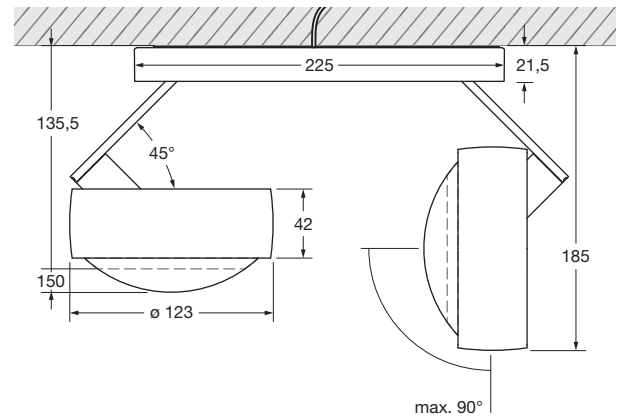


Più alto 3d doppio VOLT datasheet

LED ceiling spotlight with two heads and single-sided light output. Optionally available with lens optics (Più) or flat cone glass with internal lens (Più R). Version for mounting on plaster surfaces; connection to 230V AC/50Hz mains voltage; dimmable via trailing-edge phase-cut dimmer*. The luminaire heads are movable in any direction thanks to the Occhio 3D kinematics with two pivots set at an angle of 45° to each other.

Lighting effect through optional inserts can be changed at any time using a simple mechanism, dichroic colour filter can be additionally inserted; the VOLT light engine is replaceable.



Canopy width: 45 mm
 — Più doppio with lens
 - - - Più R doppio with cone glass

dimensions in mm

technical data Più alto 3d doppio VOLT

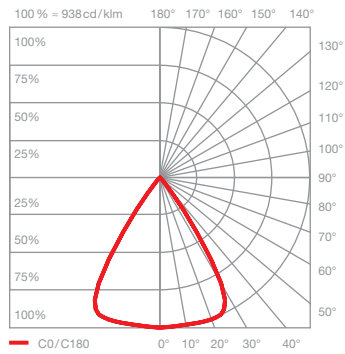

properties	material	aluminium, brass, steel – chrome-plated or painted, optical plastic, glass
	turning range body	360° (with stop)
	turning range head	360° (with stop)
	weight	2.6 kg
surface	head	matt gold, rose gold, bronze, shiny chrome, matt chrome, glossy white, matt white, matt black, phantom, black phantom
	body	shiny chrome, matt chrome, matt white, matt black
	base	matt white, matt black
	lens	matt white, matt black (lens edge)
	cone glass	rose gold, bronze, shiny chrome, matt chrome, matt white, matt black
VOLT light engine	average life time	> 40.000 hrs
	energy efficiency class (luminous efficiency)	G (58 lm / W)
	power	LED 2 × 26 W (switchable 2 × 26 W / 2 × 18 W / 2 × 13 W)
	color rendering index	perfect color; CRI Ra 97
	color temperature (color consistency)	2700 K, 3000 K (2-step)
electricity	dimming	by trailing-edge phase-cut dimmer*
	connection	operation at 230 V AC / 50 Hz
	power factor power supply (cos φ1)	0.9
	flicker / stroboscopic effect	1 (PstLM) / 0.9 (SVM)
	permitted operating conditions	max. 30°C for indoor use only

* For a list of compatible dimmers, see www.occhio.de/dim_en

Più alto 3d doppio VOLT overview optics

Più	C 80	S 100	S 80	S 60	S 40	S 30		
small lens low								
small lens medium								
satinised glass								
soft edge glass								
fresnel lens								
color filter (optional)								
lens								
Più R	B	C 100	C 80	S 100	S 80	S 60	S 40	S 30
small lens low								
small lens medium								
small lens high								
satinised glass								
soft edge glass								
fresnel lens								
color filter (optional)								
cone glass								
	diffus	100°, contour	80°, contour	100°, soft	80°, soft	60°, soft	40°, soft	30°, soft

Più alto 3d doppio VOLT
Più lighting effects

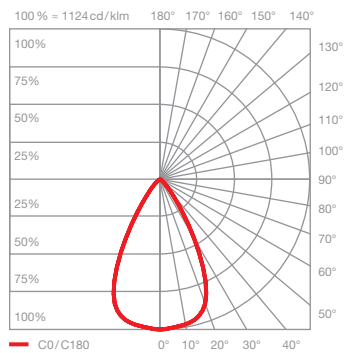



C 80 contour

scattered light with contour beam angle
(approx. 80°)

inserts: lens

luminous flux: perfect color 2 x 26 W 1290 lm
perfect color 2 x 18 W 970 lm
perfect color 2 x 13 W 730 lm

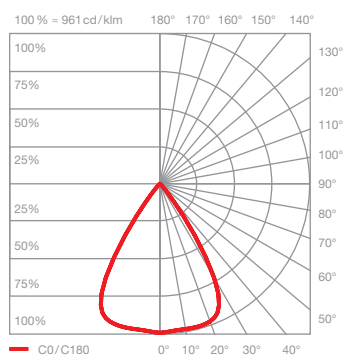



S 100 soft

scattered light with soft contour beam angle
(approx. 100°)

inserts: lens
satinised glass

luminous flux: perfect color 2 x 26 W 1030 lm
perfect color 2 x 18 W 780 lm
perfect color 2 x 13 W 580 lm

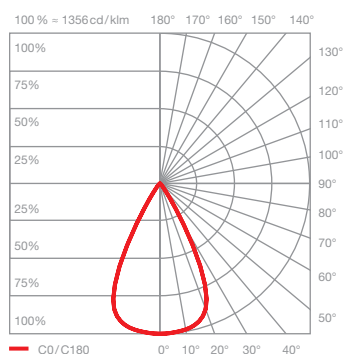



S 80 soft

scattered light with soft contour beam angle
(approx. 80°)

inserts: lens
soft edge glass

luminous flux: perfect color 2 x 26 W 1140 lm
perfect color 2 x 18 W 860 lm
perfect color 2 x 13 W 640 lm



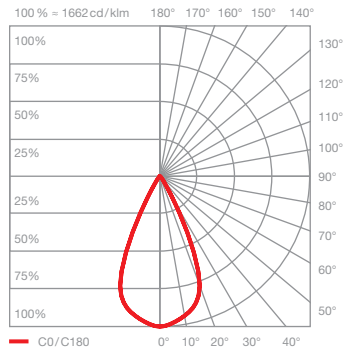

S 60 soft

scattered light with soft contour beam angle
(approx. 60°)

inserts: lens
small lens low
soft edge glass

luminous flux: perfect color 2 x 26 W 1240 lm
perfect color 2 x 18 W 930 lm
perfect color 2 x 13 W 700 lm

Più alto 3d doppio VOLT
Più lighting effects

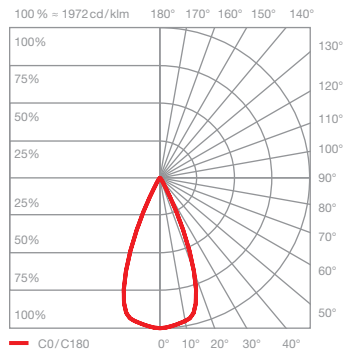


S40 soft

scattered light with soft contour beam angle (approx. 40°)

inserts: lens
small lens medium
soft edge glass

luminous flux: perfect color 2 x 26 W 1280 lm
perfect color 2 x 18 W 960 lm
perfect color 2 x 13 W 720 lm



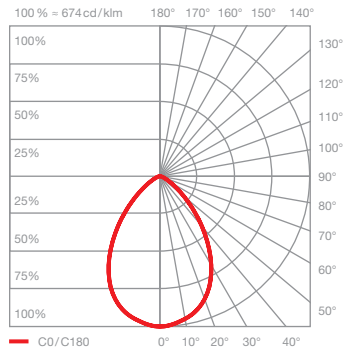
S30 soft

scattered light with soft contour beam angle (approx. 30°)

inserts: lens
small lens medium
fresnel lens

luminous flux: perfect color 2 x 26 W 1270 lm
perfect color 2 x 18 W 950 lm
perfect color 2 x 13 W 710 lm

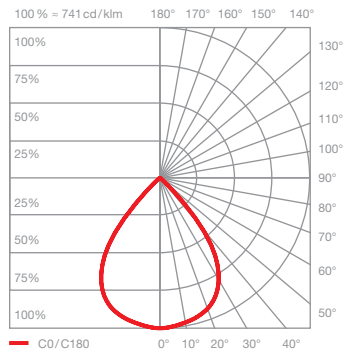

Più alto 3d doppio VOLT Più R lighting effects



B diffus diffused light

inserts: cone glass
small lens low
satinised glass

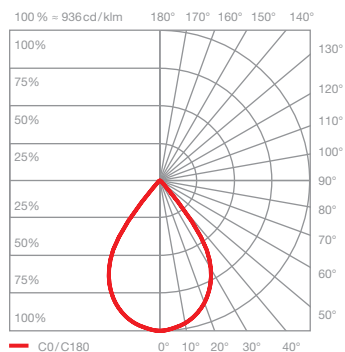

luminous flux: perfect color 2 x 26 W 1200 lm
perfect color 2 x 18 W 900 lm
perfect color 2 x 13 W 680 lm



C 100 contour scattered light with contour beam angle (approx. 100°)

inserts: cone glass
small lens low

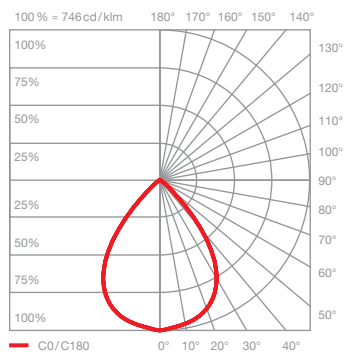

luminous flux: perfect color 2 x 26 W 1340 lm
perfect color 2 x 18 W 1000 lm
perfect color 2 x 13 W 750 lm



C 80 contour scattered light with contour beam angle (approx. 80°)

inserts: cone glass
small lens medium

luminous flux: perfect color 2 x 26 W 1400 lm
perfect color 2 x 18 W 1050 lm
perfect color 2 x 13 W 790 lm

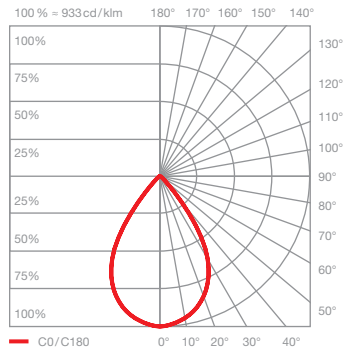



S 100 soft scattered light with soft contour beam angle (approx. 100°)

inserts: cone glass
small lens low
soft edge glass

luminous flux: perfect color 2 x 26 W 1210 lm
perfect color 2 x 18 W 910 lm
perfect color 2 x 13 W 680 lm

Più alto 3d doppio VOLT Più R lighting effects

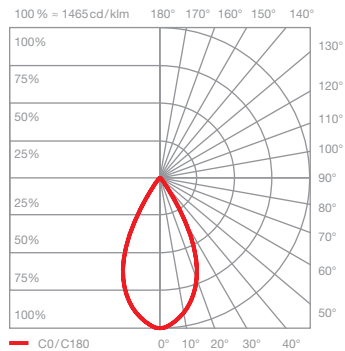



S80 soft

scattered light with soft contour beam angle (approx. 80°)

inserts: cone glass
small lens medium
soft edge glass

luminous flux: perfect color 2 x 26 W 1250 lm
perfect color 2 x 18 W 940 lm
perfect color 2 x 13 W 710 lm

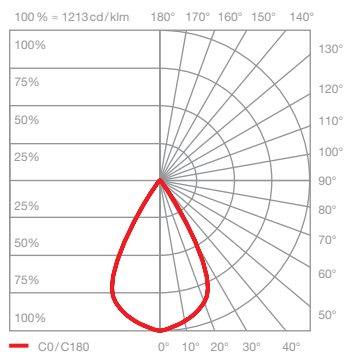



S60 soft

scattered light with soft contour beam angle (approx. 60°)

inserts: cone glass
small lens high
soft edge glass

luminous flux: perfect color 2 x 26 W 1220 lm
perfect color 2 x 18 W 920 lm
perfect color 2 x 13 W 690 lm

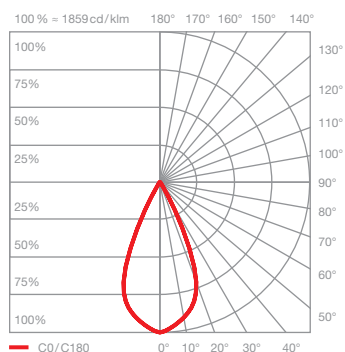


S40 soft

scattered light with soft contour beam angle (approx. 40°)

inserts: cone glass
small lens medium
fresnel lens

luminous flux: perfect color 2 x 26 W 1220 lm
perfect color 2 x 18 W 920 lm
perfect color 2 x 13 W 690 lm



S30 soft

scattered light with soft contour beam angle (approx. 30°)

inserts: cone glass
small lens high
fresnel lens

luminous flux: perfect color 2 x 26 W 1250 lm
perfect color 2 x 18 W 940 lm
perfect color 2 x 13 W 700 lm