

SMART CAKE 115 DIFFUSE IP54 LED GE

Smart cake is part of the Smart family. This family's styling is based on our most popular iconic designs. Its gently sloping sides ensure a soft distribution of light. Since its introduction in 2010, Smart has become an extensive portfolio with a broad range of accessories. Concretely this means that the luminaires consist of a light source (LED, halogen), which can be combined with one of three trims to suit your needs. The new spotlights can be combined with Smart mask, Smart surface box or surface tubed to form the perfect solution for any interior. Choose a white, black or gold finishing. Also available in different sizes, fix and adjustable, IP version, ...

Art. Nr. 12743032

SPECIFICATIONS

Lamp	1x LED Array		
Gear / Transfo	LED gear not incl.		
Cut-out size	ø 108 h 100		
Weight	0.547kg		
Min. Distance	0.1		
IP	IP54		
Glow Wire Test	960°		
Lifetime	L80 B20 @ 50.000 hrs		
CRI	90		
Power supply	350mA	500mA	700mA
	31Vf	32Vf	34Vf
Connected load	11W	16.25W	23.6W
Lumen	582lm	798lm	1061lm
Efficacy	53lm/W	49lm/W	45lm/W
UGR	23	24	25
Adjustability	Not Applicable		
Remark	! 3500K on request ! can be combined with Smart mask ! can be combined with Smart surface box & surface tubed (surface/suspension)		

	WARM WHITE 2700K / CRI 90+	NEUTRAL WHITE 4000K / CRI 90+	WARM WHITE 3000K / CRI 90+
	WIDE FLOOD 85°	WIDE FLOOD 85°	WIDE FLOOD 85°
black struc	12743032	12743132	12743532
gold	12743046	12743146	12743546
white struc	12743009	12743109	12743509



This label is available in other languages:
<http://supmodular.com/assets/TYPE2.pdf>



SMART CAKE 115 DIFFUSE IP54 LED GE

ACCESSORIES

CONBOX

10889830 | CONBOX 190X192X130X256

RECESSED-FRAME

12810230 | RECESSED RING Ø127 H100

SURFACE-TUBED

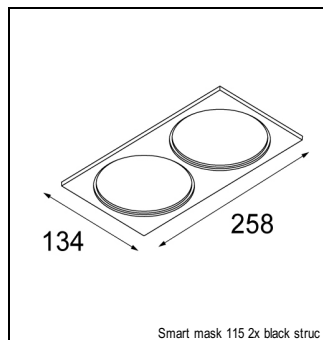
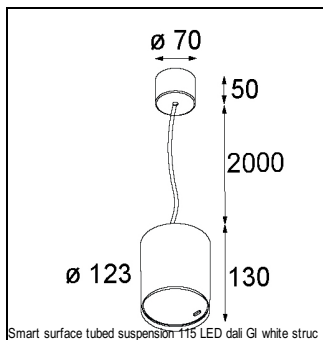
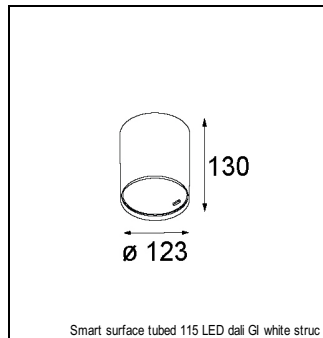
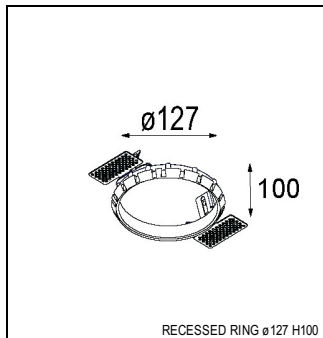
13140309 | SMART SURFACE TUBED 115 LED DALI GI WHITE STRUC
 13140332 | SMART SURFACE TUBED 115 LED DALI GI BLACK STRUC
 13140324 | SMART SURFACE TUBED 115 LED DALI GI BRUSHED ALU
 13140209 | SMART SURFACE TUBED 115 LED 1-10V/PUSHDIM GI WHITE STRUC
 13140232 | SMART SURFACE TUBED 115 LED 1-10V/PUSHDIM GI BLACK STRUC
 13140224 | SMART SURFACE TUBED 115 LED 1-10V/PUSHDIM GI BRUSHED ALU
 13140109 | SMART SURFACE TUBED 115 LED TRE DIM GI WHITE STRUC
 13140132 | SMART SURFACE TUBED 115 LED TRE DIM GI BLACK STRUC
 13140124 | SMART SURFACE TUBED 115 LED TRE DIM GI BRUSHED ALU
 13141309 | SMART SURFACE TUBED SUSPENSION 115 LED DALI GI WHITE STRUC
 13141332 | SMART SURFACE TUBED SUSPENSION 115 LED DALI GI BLACK STRUC
 13141324 | SMART SURFACE TUBED SUSPENSION 115 LED DALI GI BRUSHED ALU
 13141209 | SMART SURFACE TUBED SUSPENSION 115 LED 1-10V/PUSHDIM GI WHITE STRUC
 13141232 | SMART SURFACE TUBED SUSPENSION 115 LED 1-10V/PUSHDIM GI BLACK STRUC
 13141224 | SMART SURFACE TUBED SUSPENSION 115 LED 1-10V/PUSHDIM GI BRUSHED ALU
 13141109 | SMART SURFACE TUBED SUSPENSION 115 LED TRE DIM GI WHITE STRUC
 13141132 | SMART SURFACE TUBED SUSPENSION 115 LED TRE DIM GI BLACK STRUC
 13141124 | SMART SURFACE TUBED SUSPENSION 115 LED TRE DIM GI BRUSHED ALU

GYPKIT

12290530 | GYPKIT 190X190 - Ø108

MASK

12810132 | SMART MASK 115 2X BLACK STRUC
 12810109 | SMART MASK 115 2X WHITE STRUC
 12810146 | SMART MASK 115 2X GOLD
 12810032 | SMART MASK 115 1X BLACK STRUC



ACCESSORIES

MASK

12810009 | SMART MASK 115 1X WHITE STRUC
 12810046 | SMART MASK 115 1X GOLD

HUE-DEVICE

70000615 | PHILIPS HUE TAP SWITCH
 70000847 | PHILIPS HUE SENSOR
 70000614 | PHILIPS HUE DIMMER SWITCH

HUE-MODULE

13190030 | MODULAR CONNECTED 1-10V WHITE COMPONENT

HUE-BRIDGE

70000616 | PHILIPS HUE BRIDGE EU
 70000617 | PHILIPS HUE BRIDGE UK