

BOLSTER TRACK AR111 GI

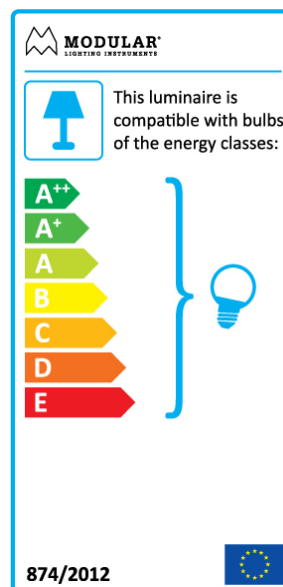
Think roller skates and disco. Bolster always brings a touch of the sixties to a room. Choose the fully chromed versions with mirror effect or tone things down with the matte black or white versions, which also have a chromed edge. Available as a foot, recessed, track and pendant variant. As it is highly adjustable (offering 359° rotation and 90° inclination), Bolster will create a festive atmosphere in the entire room.

Art. Nr. 11050232

SPECIFICATIONS

Lamp	1x QR-LP 111 G53 max. 35W
Gear / Transfo	transfo incl., electronic
Weight	1.1 kg
Min. Distance	0.5 m
Power supply	230V
IP	IP20
Glow Wire Test	650°
Adjustability	h 359° v 90°

This label is available in other languages:
<http://supemodular.com/assets/TYPE3.pdf>

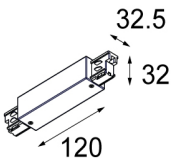


black struc	11050232
chrome	11050207
white struc	11050209

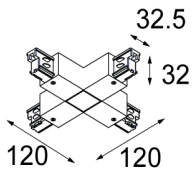


BOLSTER TRACK AR111 GI

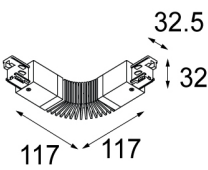
ACCESSORIES		ACCESSORIES	
TRACK		TRACK	
11240705	TRACK CONNECTOR 180° SURFACE ALU	11241930	TRACK PROFILE RECESSED INST BRACKET
11240702	TRACK CONNECTOR 180° SURFACE BLACK	11242405	TRACK PROFILE RECESSED 1M ALU
11240701	TRACK CONNECTOR 180° SURFACE SHWH	11242402	TRACK PROFILE RECESSED 1M BLACK
11241205	TRACK CONNECTOR X ALU	11242401	TRACK PROFILE RECESSED 1M SHWH
11241202	TRACK CONNECTOR X BLACK	11240105	TRACK PROFILE SURFACE 2M ALU
11241201	TRACK CONNECTOR X SHWH	11240102	TRACK PROFILE SURFACE 2M BLACK
11241105	TRACK CONNECTOR T LEFT ALU	11240101	TRACK PROFILE SURFACE 2M SHWH
11241102	TRACK CONNECTOR T LEFT BLACK	11242205	TRACK PROFILE SURFACE 1M ALU
11241101	TRACK CONNECTOR T LEFT SHWH	11242202	TRACK PROFILE SURFACE 1M BLACK
11241005	TRACK CONNECTOR T RIGHT ALU	11242201	TRACK PROFILE SURFACE 1M SHWH
11241002	TRACK CONNECTOR T RIGHT BLACK	11241805	TRACK SUSPENSION KIT 3M ALU
11241001	TRACK CONNECTOR T RIGHT SHWH	11241802	TRACK SUSPENSION KIT 3M BLACK
11241305	TRACK CONNECTOR FLEXIBLE ALU	11241801	TRACK SUSPENSION KIT 3M SHWH
11241302	TRACK CONNECTOR FLEXIBLE BLACK	11241705	TRACK POWER FEED RECESSED LEFT ALU
11241301	TRACK CONNECTOR FLEXIBLE SHWH	11241702	TRACK POWER FEED RECESSED LEFT BLACK
11240805	TRACK CONNECTOR 90° INSIDE ALU	11241701	TRACK POWER FEED RECESSED LEFT SHWH
11240802	TRACK CONNECTOR 90° INSIDE BLACK	11241605	TRACK POWER FEED RECESSED RIGHT ALU
11240801	TRACK CONNECTOR 90° INSIDE SHWH	11241602	TRACK POWER FEED RECESSED RIGHT BLACK
11240905	TRACK CONNECTOR 90° OUTSIDE ALU	11241601	TRACK POWER FEED RECESSED RIGHT SHWH
11240902	TRACK CONNECTOR 90° OUTSIDE BLACK	11240605	TRACK POWER FEED SURFACE LEFT ALU
11240901	TRACK CONNECTOR 90° OUTSIDE SHWH	11240602	TRACK POWER FEED SURFACE LEFT BLACK
11242005	TRACK CONNECTOR 90° RECESSED INSIDE ALU	11240601	TRACK POWER FEED SURFACE LEFT SHWH
11242002	TRACK CONNECTOR 90° RECESSED INSIDE BLACK	11240505	TRACK POWER FEED SURFACE RIGHT ALU
11242001	TRACK CONNECTOR 90° REC INSIDE SHWH	11240502	TRACK POWER FEED SURFACE RIGHT BLACK
11242105	TRACK CONNECTOR 90° RECESSED OUTSIDE ALU	11240501	TRACK POWER FEED SURFACE RIGHT SHWH
11242102	TRACK CONNECTOR 90° RECESSED OUTSIDE BLACK	11241405	TRACK COVER PLATE ALU
11242101	TRACK CONNECTOR 90° REC OUTSIDE SHWH	11241402	TRACK COVER PLATE BLACK
11240305	TRACK PROFILE RECESSED 2M ALU	11241401	TRACK COVER PLATE SHWH
11240302	TRACK PROFILE RECESSED 2M BLACK	11241505	TRACK ELECTRIC INTERNAL CONNECTOR ALU
11240301	TRACK PROFILE RECESSED 2M SHWH	11241502	TRACK ELECTRIC INTERNAL CONNECTOR BLACK
		11241501	TRACK ELECTRIC INTERNAL CONN SHWH



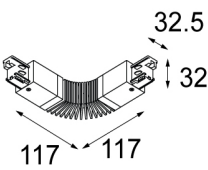
Track connector 180° surface Alu



Track connector X Alu



Track connector T left Alu



Track connector flexible Alu

32