


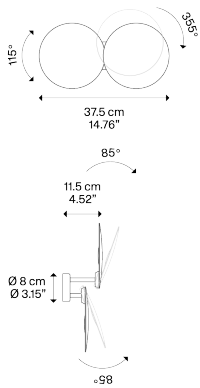
Puzzle Round,
Design by Studio Italia Design

Model Puzzle Round double

With its soft shapes, flexible joints and LED light source, Puzzle Round can be adjusted at will to create striking light effects on walls and ceilings. The unobtrusive aesthetics and the three available finishes make it perfect for the most varied living contexts.



Puzzle Round double



Light source

LED
2700 K
2 x 15 W / 3500 lm
220–240 V
CRI 92
MacAdam 3–Step

or

LED
3000 K
2 x 15 W / 3700 lm
220–240 V
CRI 92
MacAdam 3–Step

LED included

Structure: Metal

Matte White – 9016

Matte Black – 9005

Coppery Bronze

Champagne

Code 2700 K

15942 1027

15942 2027

15942 3527

15942 4527

Code 3000 K

15942 1030

15942 2030

15942 3530

15942 4530

Net weight: 1.10 kg

Parcels: 1



IP20

Energy Saving

Dim Triac

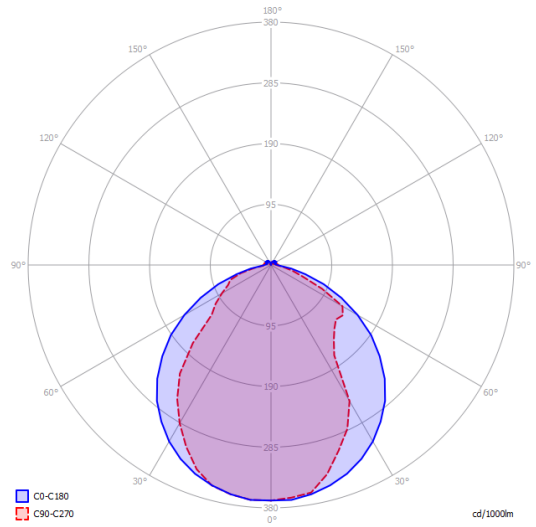


LODES

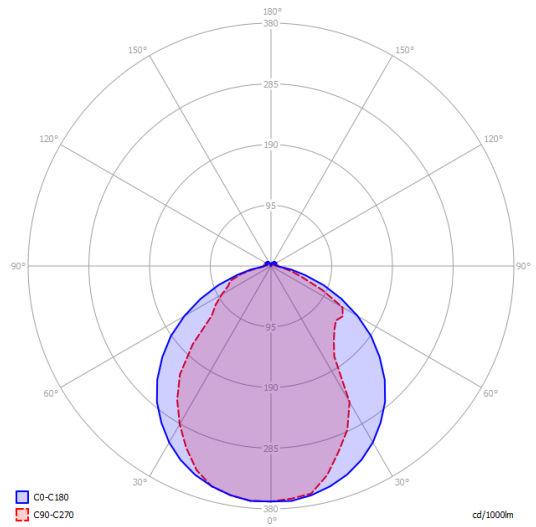
Puzzle Round double

Polar diagram


LED
 2700 K
 2 x 15 W / 3500 lm
 220-240 V
 CRI 92
 MacAdam 3-Step



LED
 3000 K
 2 x 15 W / 3700 lm
 220-240 V
 CRI 92
 MacAdam 3-Step



Options of Puzzle Round



Puzzle Round single