
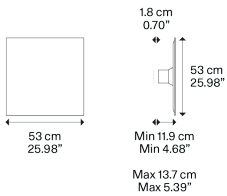


Puzzle Mega,  
Design by Studio Italia Design

Model Puzzle Mega square small

Large geometric figures characterised by essential forms, which almost merge with the interior architecture when off, only to be surprisingly revealed as harmonies of light and shadow when lit. Puzzle Mega lamps decorate walls and ceiling with light.



Puzzle Mega square small	Light source	Structure: Metal	Diffuser: MDF	Code 2700 K	Code 3000 K
	LED 2700 K 3 x 15 W / 5250 lm 220–240 V CRI 92 MacAdam 3–Step	<input type="radio"/> Matte White – 9016	<input type="radio"/> Matte White – 9016	16742 1027	16742 1030
	<input type="radio"/> or LED 3000 K 3 x 15 W / 5550 lm 220–240 V CRI 92 MacAdam 3–Step	<input type="radio"/> Matte White – 9016	<input type="radio"/> Matte Black – 9005	16742 2027	16742 2030
		<input type="radio"/> Matte White – 9016	<input type="radio"/> Taupe	16742 3927	16742 3930
		<input type="radio"/> Matte White – 9016	<input type="radio"/> Red	16742 6027	16742 6030


LED included


Net weight: 4.10 kg

Parcels: 2



IP20

Energy Saving 

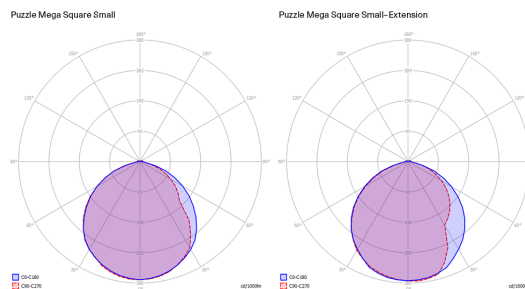
Dim Triac 



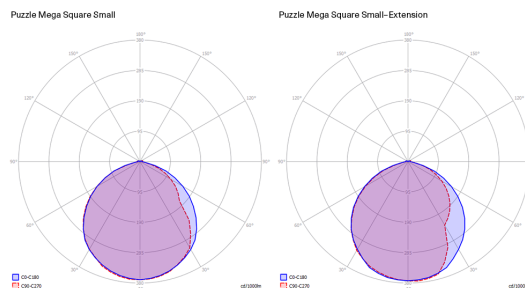
Puzzle Mega square small

LED  
 2700 K  
 3 x 15 W / 5250 lm  
 220-240 V  
 CRI 92  
 MacAdam 3-Step


Polar diagram




LED  
 3000 K  
 3 x 15 W / 5550 lm  
 220-240 V  
 CRI 92  
 MacAdam 3-Step




Options of Puzzle Mega



Puzzle Mega round small



Puzzle Mega round large



Puzzle Mega square large