
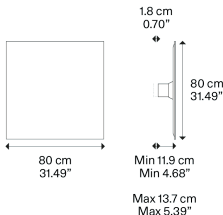


Puzzle Mega,
Design by Studio Italia Design

Model Puzzle Mega square large

Large geometric figures characterised by essential forms, which almost merge with the interior architecture when off, only to be surprisingly revealed as harmonies of light and shadow when lit. Puzzle Mega lamps decorate walls and ceiling with light.



Puzzle Mega square large	Light source	Structure: Metal	Diffuser: MDF	Code 2700 K	Code 3000 K
	LED 2700 K 4 x 15 W / 7000 lm 220–240 V CRI 92 MacAdam 3–Step	<input type="radio"/> Matte White – 9016 <input type="radio"/> Matte White – 9016 <input type="radio"/> Matte White – 9016 <input type="radio"/> Matte White – 9016	<input type="radio"/> Matte White – 9016 <input type="radio"/> Matte Black – 9005 <input type="radio"/> Taupe <input type="radio"/> Red	16745 1027 16745 2027 16745 3927 16745 6027	16745 1030 16745 2030 16745 3930 16745 6030
	LED 3000 K 4 x 15 W / 7400 lm 220–240 V CRI 92 MacAdam 3–Step LED included	<input type="radio"/> or <input type="radio"/>			

Net weight: 8.80 kg

Parcels: 2



IP20

Energy Saving

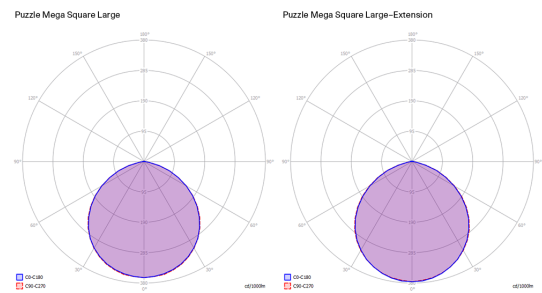
Dim Triac



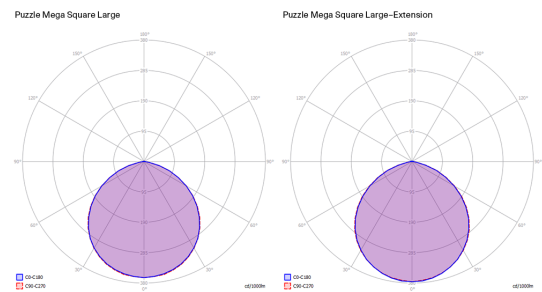
Puzzle Mega square large

LED
2700 K
4 × 15 W / 7000 lm
220–240 V
CRI 92
MacAdam 3–Step


Polar diagram




LED
3000 K
4 × 15 W / 7400 lm
220–240 V
CRI 92
MacAdam 3–Step




Options of Puzzle Mega



Puzzle Mega round small



Puzzle Mega round large



Puzzle Mega square small