

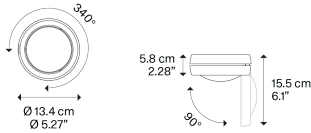
Nautilus,  
Design by Andrea Tosetto

Model Nautilus

Strong design and leading-edge technology come together in this family of lamps characterised by a convex lens that projects the LED light wherever its needed or most preferred, for a truly efficient and personalised result. Versatile and dynamic, either on the wall, ceiling or suspended in a variety of versions and finishes, Nautilus lamps satisfy a full range of lighting needs, whether functional or purely decorative, in both residential and professional contexts.



Nautilus



Light source

LED  
2700 K  
12 W / 995 lm  
220–240 V  
CRI 90  
MacAdam 3–Step

or

LED  
3000 K  
12 W / 1085 lm  
220–240 V  
CRI 90  
MacAdam 3–Step

LED included

Structure: Metal

Matte White – 9010

Matte Black – 9005

Chrome

Matte Champagne

Code 2700 K

16530 1027

16530 2027

16530 4027

16530 4527

Code 3000 K

16530 1030

16530 2030

16530 4030

16530 4530

Net weight: 1.10 kg

Parcels: 1



IP20

Energy Saving

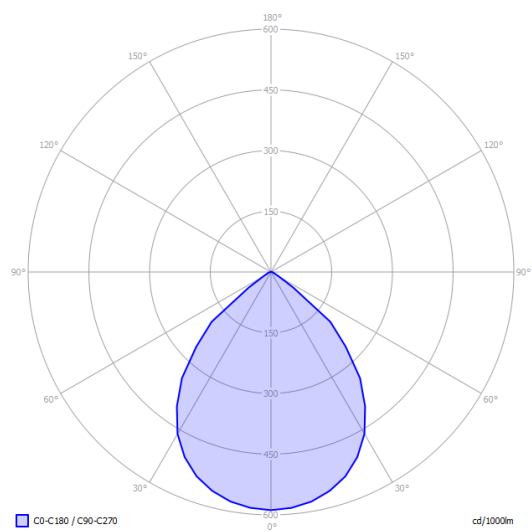
Dim Triac



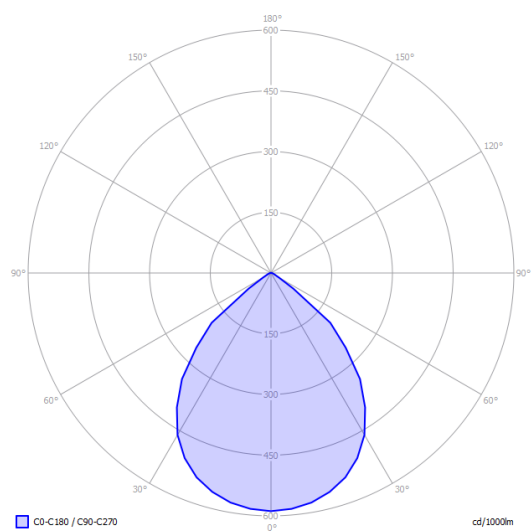
## Nautilus

## Polar diagram

LED  
2700 K  
12 W / 995 lm  
220–240 V  
CRI 90  
MacAdam 3–Step



LED  
3000 K  
12 W / 1085 lm  
220–240 V  
CRI 90  
MacAdam 3–Step



## Options of Nautilus



Nautilus Spot