


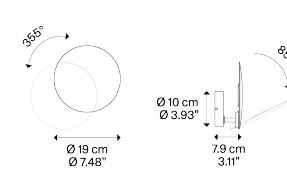
Puzzle Outdoor,
Design by Studio Italia Design

Model Puzzle Outdoor round single

Puzzle Outdoor is a collection designed to enhance the outdoor spaces of homes and buildings, from the façade to the terrace, making them pleasant and comfortable at any time of day. Discrete by day, adaptable to any type of architecture, these lamps featured in essential shapes light up suggestive atmospheres after sundown.



Puzzle Outdoor round single





Light source

LED
3000 K
16 W / 1700 lm
220–240 V
CRI 92
MacAdam 3–Step

LED included

Structure: Metal

	Matte White – 9016	15991 1030
	Anthracite Black	15991 4430


Code


Net weight: 0.72 kg

Parcels: 1

CE

IP65

Energy Saving 

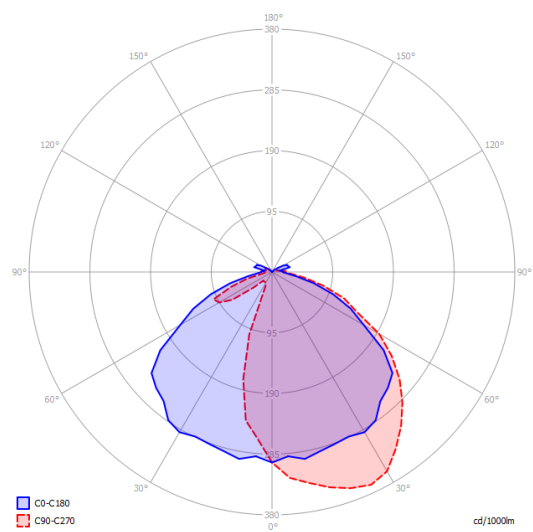
Dim Triac 

EAC


Puzzle Outdoor round single

LED
3000 K
16 W / 1700 lm
220-240 V
CRI 92
MacAdam 3-Step


Polar diagram



Options of Puzzle Outdoor



Puzzle Outdoor single square



Puzzle Outdoor double square



Puzzle Outdoor square & rectangle

Untitled