

Nautilus, Design by Andrea Tosetto

Model Nautilus

Strong design and leading-edge technology come together in this family of lamps characterised by a convex lens that projects the LED light wherever its needed or most preferred, for a truly efficient and personalised result. Versatile and dynamic, either on the wall, ceiling or suspended in a variety of versions and finishes, Nautilus lamps satisfy a full range of lighting needs, whether functional or purely decorative, in both residential and professional contexts.



Nautilus	Light source	Structure: Metal	Diffuser: Metal	Code 2700 K	Code 3000 K
<p> \varnothing 9 cm \varnothing 3.54" 320° 320° Max 28.5 cm Max 11.22" Min 16 cm Min 6.3" Max 19 cm Max 7.48" 90° \varnothing 13 cm \varnothing 5.11" </p>	LED 2700 K 2 x 12 W / 1990 lm 220–240 V CRI 90 MacAdam 3–Step	Matte White – 9010 Matte Black – 9005 Chrome Matte Champagne	Matte White – 9010 Matte Black – 9005 Chrome Matte Champagne	16550 1927 16550 2927 16550 4027 16550 4927	16550 1930 16550 2930 16550 4030 16550 4930
	LED 3000 K 2 x 12 W / 2170 lm 220–240 V CRI 90 MacAdam 3–Step LED included	or			

Net weight: 1.15 kg

Parcels: 1



IP20

Energy Saving

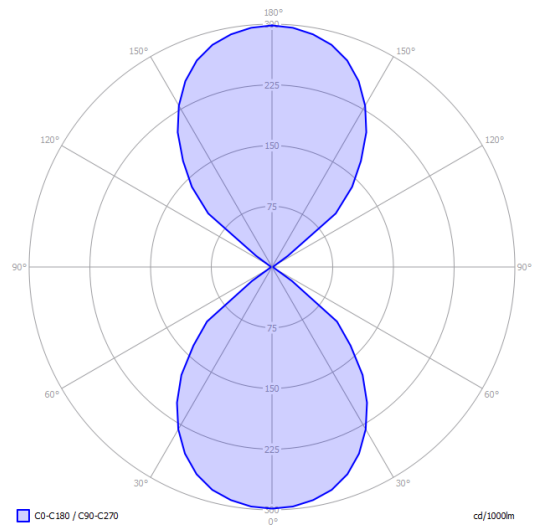
Dim Triac



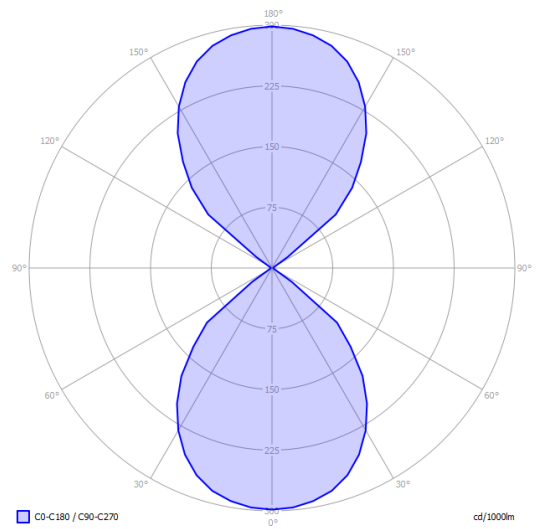
Nautilus

Polar diagram


LED
2700 K
2 × 12 W / 1990 lm
220–240 V
CRI 90
MacAdam 3–Step



LED
3000 K
2 × 12 W / 2170 lm
220–240 V
CRI 90
MacAdam 3–Step



Options of Nautilus



Nautilus Mini