

Last information update: June 2018



Palco linear surface 2 x Ø37 - flood - integrated driver

Product code

QC58

Technical description

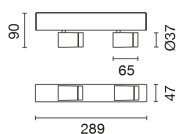
Linear luminaire for surface installation with 2 miniaturised adjustable spotlights. Spotlight bodies with a die-cast aluminium dissipation system - cast zamak rotation units - shaped steel fixing plate - extruded aluminium surface cover module with mechanical coupling system - thermoplastic side end caps. The swivel joints allow the spotlight to be rotated by 360° and tilted by 90°. The set back position of the optic units guarantees a high level of visual comfort with thermoplastic high definition lenses. Ballast located inside cover module.

Installation

Installation surface plate fastening - structure attached using a mechanical locking mechanism - insertion of side end caps. This specific locking system can be installed next to linear versions so as to create a continuous external line.

Dimension (mm)

Ø37



Colour

White (01) | Black (04)

Weight (Kg)

0.75

Mounting

wall surface|ceiling surface

Wiring

Quick-coupling connection on integrated driver terminals.

Notes

Technical and anti-glare accessories available.

Complies with EN60598-1 and pertinent regulations



IP20



Product configuration: QC58

Product characteristics

Total lighting output [Lm]: 728
 Total power [W]: 17.9
 Luminous efficacy [Lm/W]: 40.7
 Life Time: 50,000h - L80 - B10 (Ta 25°C)

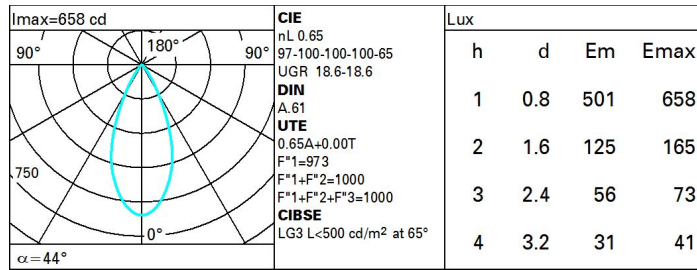
Total luminous flux at or above an angle of 90° [Lm]: 0
 Emergency luminous flux [Lm]: /
 Voltage [V]: -
 Number of optical assemblies: 2

Optical assembly Characteristics Type 1

Light Output Ratio (L.O.R.) [%]: 65
 Lamp code: LED
 ZVEI Code: LED
 Nominal power [W]: 7.2
 Nominal luminous [Lm]: 560
 Lamp maximum intensity [cd]: /
 Beam angle [°]: 44°

Number of lamps for optical assembly: 1
 Socket: /
 Ballast losses [W]: 1.8
 Colour temperature [K]: 3000
 CRI: 90
 Wavelength [Nm]: /
 MacAdam Step: 3

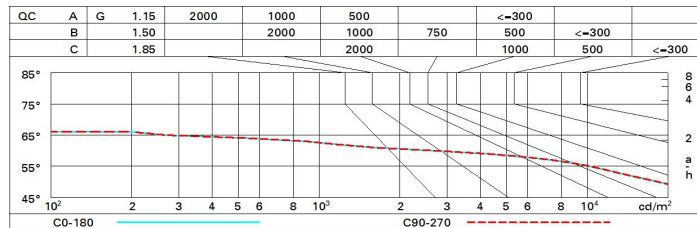
Polar



Utilisation factors

R	77	75	73	71	55	53	33	00	DRR
K0.8	58	55	53	51	54	52	52	50	76
1.0	61	58	56	54	57	55	55	53	81
1.5	64	62	60	59	61	59	59	57	88
2.0	66	64	63	62	63	62	62	60	92
2.5	67	66	65	64	65	64	64	62	95
3.0	68	67	67	66	66	66	65	63	97
4.0	69	68	68	67	67	67	66	64	99
5.0	69	69	68	68	68	67	66	65	100

Luminance curve limit



UGR diagram

Corrected UGR values (at 500 lm bare lamp luminous flux)											
Reflect.:		0.70	0.70	0.50	0.50	0.30	0.70	0.70	0.50	0.50	0.30
ceiling/cav		0.70	0.70	0.50	0.50	0.30	0.70	0.70	0.50	0.50	0.30
walls		0.50	0.30	0.50	0.30	0.30	0.50	0.30	0.50	0.30	0.30
work pl.		0.20	0.20	0.20	0.20	0.20	0.20	0.20	0.20	0.20	0.20
Room dim		viewed crosswise					viewed endwise				
x	y										
2H	2H	19.2	19.8	19.5	20.1	20.3	19.2	19.8	19.5	20.1	20.3
	3H	19.1	19.6	19.4	19.9	20.2	19.1	19.6	19.4	19.9	20.2
	4H	19.0	19.5	19.3	19.8	20.1	19.0	19.5	19.3	19.8	20.1
	6H	18.9	19.4	19.3	19.7	20.0	18.9	19.4	19.3	19.7	20.1
	8H	18.9	19.3	19.2	19.7	20.0	18.9	19.4	19.2	19.7	20.0
	12H	18.8	19.3	19.2	19.6	20.0	18.8	19.3	19.2	19.6	20.0
4H	2H	19.0	19.5	19.3	19.8	20.1	19.0	19.5	19.3	19.8	20.1
	3H	18.8	19.3	19.2	19.6	20.0	18.8	19.3	19.2	19.6	20.0
	4H	18.7	19.2	19.1	19.5	19.9	18.7	19.2	19.1	19.5	19.9
	6H	18.7	19.0	19.1	19.4	19.8	18.7	19.0	19.1	19.4	19.8
	8H	18.6	18.9	19.1	19.4	19.8	18.6	18.9	19.1	19.4	19.8
	12H	18.6	18.9	19.0	19.3	19.7	18.6	18.9	19.0	19.3	19.7
8H	4H	18.6	18.9	19.1	19.4	19.8	18.6	18.9	19.1	19.4	19.8
	6H	18.5	18.8	19.0	19.2	19.7	18.5	18.8	19.0	19.2	19.7
	8H	18.5	18.7	19.0	19.2	19.7	18.5	18.7	19.0	19.2	19.7
	12H	18.4	18.6	18.9	19.1	19.6	18.4	18.6	18.9	19.1	19.6
12H	4H	18.6	18.9	19.0	19.3	19.7	18.6	18.9	19.0	19.3	19.7
	6H	18.5	18.7	19.0	19.2	19.7	18.5	18.7	19.0	19.2	19.7
	8H	18.4	18.6	18.9	19.1	19.6	18.4	18.6	18.9	19.1	19.6
Variations with the observer position at spacing:											
S =	1.0H	5.2 / -10.8					5.2 / -10.8				
	1.5H	7.9 / -25.4					7.9 / -25.4				
	2.0H	9.5 / -35.8					9.5 / -35.8				